

ARKANSAS RAZORBACKS

Associate Communications Director Jeri Thorpe | jthorpe@uark.edu | Cell-479-283-3344

'16-'17 SCHEDULE

All: 9-0 | SEC: 0-0 | H: 6-0 | A: 1-0 | N: 2-0 | Ranked: 0-0

NOVEMBER (0-0)		W/L	SCORE
3	OKLA. BAPTIST (EXH)	W	79-32
11	SAM HOUSTON STATE	SECN+ W	71-39
13	LOUISIANA-MONROE	- W	92-46
17	SOUTH DAKOTA	SECN+ W	70-67
21	STETSON	SECN+ W	79-62
25	vs. Memphis!	- W	91-61
26	vs. Navy!	- W	70-67
30	at Tulsa	CST W	57-50

DECEMBER (0-0)		W/L	SCORE
3	TEXAS TECH*	SECN W	66-60
7	BUTLER	SECN+ W	68-50
11	at Missouri State	-	2:00 PM
18	NORTHWESTERN STATE	SECN+	2:00 PM
21	ORAL ROBERTS	SECN+	1:00 PM
28	HOUSTON BAPTIST	SECN+	7:00 PM

JANUARY (0-0)		W/L	SCORE
1	at Ole Miss*	SECN	4 p.m.
5	MISSISSIPPI STATE*	SECN+	7 P.M.
8	LSU *	SECN+	2 P.M.
12	at Texas A&M*	SECN+	7 p.m.
15	at Alabama*	SECN	4 p.m.
19	VANDERBILT*	SECN+	7 P.M.
23	MISSOURI*	SECN	6 P.M.
29	at LSU*	SECN	1 p.m.

FEBRUARY (0-0)		W/L	SCORE
2	GEORGIA*	SECN+	7 P.M.
5	SOUTH CAROLINA*	ESPN2	1 P.M.
9	at Florida*	SECN+	6 p.m.
12	at Missouri*	SECN	5 p.m.
16	KENTUCKY*	SECN+	7 P.M.
19	at Tennessee*	SECN	2 p.m.
23	at Vanderbilt*	SECN+	7 p.m.
26	AUBURN*	SECN	2 P.M.

MARCH (0-0)		W/L	SCORE
1-5	SEC Tournament	SECN/ESPNU/ESPN2	TBA

! - Nugget Classic (Reno, Nevada)
 ^ - SEC/Big 12 Challenge (Campus Sites)
 * - Southeastern Conference Game
 All home games played in BWA (19,200)
 All times central and subject to change.

SEASON HONORS

Jessica Jackson

- ▶ Preseason All-SEC First Team selection (Coaches)
- ▶ CollegeSportsMadness.com SEC Player of the Week (Dec. 5)

Jailyn Mason

- ▶ SEC Freshman of the Week (Nov. 29)

GAME 10 | ARKANSAS (9-0 | 0-0) AT MISSOURI STATE (2-6 | 0-0)

RAZORBACKS

Head Coach: Jimmy Dykes

@CoachJimmy Dykes

At Arkansas: 39-32 (3)

Career Record: 39-32 (3)

W/L Streak: Win 9



LADY BEARS

Coach: Kellie Harper

School Record: 58-48 (4)

Career Record: 225-177 (13)

W/L Streak: Missouri State L3

SERIES INFO

All Time: Arkansas leads 21-7 \\
 Fayetteville: 11-4 \\
 Springfield: 10-3 \\
 Neutral: 0-0

Arkansas lost the most recent meeting with the Lady Bears in Fayetteville in 2015, 69-54. Arkansas is 4-1 in the last five games.

📱 <http://es.pn/2flzQ0r>

🎧 Razorback Sports Network \ PXP: Phil Elson

LR - KABZ-FM-103.7 \ Fayetteville - KQSM-FM-92.1 \ Ft. Smith - KFPW-AM-1230/FM-94.5 \ Rogers - KURM-AM-790/FM-100.3

📺 <http://bit.ly/2hajboY>

STORYLINES

JESSICA JACKSON

- ▶ Nine games with double figures
- ▶ Ranks fifth in career points (1,589, seventh in blocks (117) and 16th in career rebounds (624)
- ▶ Season goal is to shoot more FT (33-52) than 3's (15-41)
- ▶ 85 games with double figure scoring
- ▶ 24 games with 20+ points (two as a senior)
- ▶ Named tournament MVP at Nugget Classic after scoring 29 points and grabbing eight rebounds in two games
- ▶ Named *CollegeSportsMadness.com* SEC Player of the Week (12/5/16)
- ▶ Jessica Jackson ranks seventh in the SEC, averaging 16.7 points per game.
- ▶ Jessica Jackson ranks fourth in the SEC in free throw attempts (52) and ninth in the SEC in free throws made (33).



DEFENSE DEFINES US

- ▶ 251 defensive rebounds; Second in SEC & 14th in NCAA with +12.0 rebounding margin
- ▶ Opened with 10-0 run holding Butler without a point for the first 4:57 of the game
- ▶ Holding opponents to .352 from the field
- ▶ Forced 136 turnovers

TOUGH SCHEDULE

- ▶ Arkansas faces four nonconference and 14 total opponents who advanced to the postseason last year
- ▶ The Razorbacks defeated the 2016 WNIT Champion South Dakota, who returned all of its starters from a year ago
- ▶ This week in the polls - (AP): Mississippi State (5), South Carolina (6), Kentucky (15), Florida (23), Tennessee (RV 31), Auburn (RV 28), Texas A&M (RV 22), Vanderbilt (RV 1)

NEWCOMERS CONTRIBUTE

- ▶ McDonald's All-American **Aaliyah Wilson** made her collegiate debut against Stetson
- ▶ Even though **Bailey Zimmerman** and **Keiryn Swenson** are sophomores, they are seeing significantly more playing time and better numbers this season
- ▶ **Bailey Zimmerman** ranks 21st in the NCAA with a 5.0 assist/turnover ratio
- ▶ **Jailyn Mason** -- Career bests for points (11), FG (5), FGA (10), Rebounds (6) against Stetson. Mason earned **SEC Freshman of the Week** honors Nov. 29 after helping Arkansas to the Nugget Classic title in Reno

OTHER NOTES

- ▶ Arkansas ranks second in the SEC and 14th nationally in rebound margin, outrebounding opponents by 12.0 rebounds per game.
- ▶ Arkansas ranks sixth in the SEC and 41st nationally in field-goal percentage, shooting 45.4 percent, and second in the SEC and 20th nationally in 3-point field-goal percentage, shooting 39.1 percent.



LAST GAME'S STARTERS
NUMERICAL

NO.	NAME	POS	HT	CL	HOMETOWN/HS/PREVIOUS SCHOOL	PPG	RGP	APG	FG%	3FG%	FT%
00	Jessica Jackson	F	6-3	Sr	Jacksonville, Ark./Jacksonville HS	16.7	6.7	1.7	.402	.366	.635
2	Aaliyah Wilson	G/F	5-10	Fr	Muskogee, Okla./Muskogee HS	5.2	3.8	1.7	.297	.353	.750
3	Malica Monk	G	5-5	So	N. Little Rock, Ark./NLR HS	10.7	2.7	3.9	.537	.250	.852
4	Keiryn Swenson	G/F	6-1	So	Wichita, Kan. /Maize HS	8.8	3.8	0.4	.577	.600	.700
10	Kiara Williams	F/C	6-1	Fr	Little Rock, Ark./LR Central HS	3.3	3.0	-	.643	-	.333
12	Briunna Freeman	G	5-9	So	Pelham, Ga./Pelham HS	8.2	2.6	0.2	.696	-	.643
14	Jailyn Mason	PG	5-9	Fr	Mason, Ohio/William Mason HS	7.2	4.7	3.1	.438	.600	.600
20	Sydney Stout	F	6-0	Fr	Bixby, Okla./Bixby HS	1.0	0.3	-	.333	.333	-
21	Devin Cospser	G	5-10	Jr	Coffeyville, Kan. / Field Kindley HS / Coffeyville CCC	4.0	2.0	1.9	.371	.083	.625
22	Bailey Zimmerman	G/F	6-0	So	St. Vincent, Ark. /Wonderview HS	5.2	4.6	1.7	.381	.357	.455
35	Alecia Cooley	C	6-3	Sr	Evanston, Ill./Evanston Township/State Fair CC	8.0	6.4	1.4	.463	-	.733
42	Yasmeen Ratliff	C	6-5	Fr	Alpharetta, Ga./St. Francis Day	DNP					

ROSTER SUPERLATIVES

BY YEAR

SR	2	Jackson, Cooley
JR	1	Cospser
SO	4	Monk, Swenson, Freeman, Zimmerman
FR	5	Wilson, Williams, Mason, Stout, Ratliff

PRONUNCIATION GUIDE

Aaliyah	uh-LEE-uh
Malica	mal-l-ka
Keiryn	KEER-rynn
Kiara	key-ARE-uh
Briunna	BRE-uh-nah
Jailyn	JAY-lynn
Alecia	uh-LEE-c-uh
Yasmeen	yas-MEAN
Tari	TAR-e
Deffebaugh	DEFF-uh-baugh

STARTING LINEUPS

OPPONENT	GUARD	GUARD	FORWARD	FORWARD	CENTER
OK BAPT (Exh)	Monk	Mason	Jackson	Zimmerman	Cooley
SHSU	Monk	Mason	Jackson	Zimmerman	Cooley
ULM	Monk	Mason	Jackson	Zimmerman	Cooley
S DAKOTA	Monk	Mason	Jackson	Zimmerman	Cooley
STETSON	Monk	Mason	Jackson	Zimmerman	Cooley
vs. Memphis	Monk	Mason	Jackson	Zimmerman	Cooley
vs. Navy	Monk	Mason	Jackson	Zimmerman	Cooley
at Tulsa	Monk	Mason	Jackson	Zimmerman	Cooley
TEXAS TECH	Monk	Mason	Jackson	Zimmerman	Cooley
BUTLER	Monk	Mason	Jackson	Zimmerman	Cooley
at Mo State					
NSU					
ORU					
HBU					
Ole Miss					
MISS STATE					
LSU					
Texas A&M					
Alabama					
VANDERBILT					
MISSOURI					
LSU					
GEORGIA					
S CAROLINA					
Florida					
Missouri					
KENTUCKY					
Tennessee					
Vanderbilt					
AUBURN					
SEC Tournament					

BY STATE

Arkansas	4	Jackson, Monk, Williams, Zimmerman
Illinois	1	Cooley
Georgia	2	Freeman, Ratliff
Kansas	2	Swenson, Cospser
Ohio	1	Mason
Oklahoma	2	Wilson, Stout

BY POSITION

Guard	4	Monk, Freeman, Mason, Cospser
G/F	3	Wilson, Swenson, Zimmerman
Forward	3	Jackson, Williams, Stout
Center	2	Cooley, Ratliff

JESSICA JACKSON

AMONG SEC LEADERS

Jessica Jackson ranks in the top-5 in several categories among the active leaders in the SEC

- ▶ 1. Scoring with 1589 points
- ▶ 1. Field Goals Made with 545
- ▶ 1. 3-Point Field Goals Made with 167
- ▶ 3. Rebounding with 624 boards
- ▶ 4. Blocks with 117

ACTION JACKSON

- ▶ Jessica Jackson was the second fastest player in program history to reach 1,000 career points.
- ▶ She was the 19th player in program history to score at least 1,000 career points and grab at least 500 career rebounds reaching that milestone at LSU in 2016.
- ▶ Jackson became just the seventh player to score at least 1,000 career points, grab at least 500 rebounds and have at least 100 career blocks at Auburn as a junior
- ▶ She is one of four players to score at least 1,500 points, grab 600+ rebounds and have at least 100 blocks at Arkansas
- ▶ Jessica Jackson ranks seventh in the SEC, averaging 16.7 points per game.
- ▶ Jessica Jackson ranks fourth in the SEC in free throw attempts (52) and ninth in the SEC in free throws made (33).

JACKSON'S NUMBERS

- ▶ Scored in double figures in nine games this season and 85 career games
- ▶ Thirteen career double doubles
- ▶ Scored 20+ points 23 times in her career/ Twice as a senior
- ▶ She has been Arkansas' leading scorer (or tied for the lead) in eight of nine games this year (Memphis)
- ▶ She has been among Arkansas' leading rebounders in four games this year
- ▶ Jessica Jackson ranks 16th with 624 career rebounds
- ▶ Jessica Jackson ranks seventh with 117 career blocked shots
- ▶ Jessica Jackson is averaging a team-best 16.7 points per game, seventh in the SEC.
- ▶ Jessica Jackson has scored in double figures in the first half three times this year, including two games with 10 points in the first quarter (Stetson and Tulsa).
- ▶ Jessica Jackson scored a season-high 22 points in the 57-50 win at Tulsa. It was her second 20-point game of the season and her 22nd career 20-points game.

POINTS/REBOUNDS/BLOCKS

Player	Points	Rebs	Blocks
Shemeka Christon (01-04)	1951	714	162
Delmonica DeHorney (88-91)	1785	641	235
JESSICA JACKSON (14-PRES.)	1589	624	117
Sarah Watkins (10-13)	1386	604	201
Stephanie Bloomer (92-95)	1159	691	126
Amanda Holley (82-84)	1154	683	147
Kim Bunge (80-83)	1047	652	116

POINTS

Name (Career)	Yr	Gp	Pts
1. Bettye Fiscus (81-85)	4	112	2,073
2. Shameka Christon (00-04)	4	123	1,951
3. Del. DeHorney (87-91)	4	115	1,785
4. Kimberly Wilson (93-97)	4	120	1,733
5. Shelly Wallace (85-89)	4	119	1,583
6. Wendi Willits (97-01)	4	131	1,574
7. JESSICA JACKSON (14-PRES.)	3+	100	1,589
8. C'eira Ricketts (09-12)	4	129	1,537
9. Christy Smith (94-98)	4	111	1,459
10. Karyn Karlin (96-00)	4	111	1,441



THE NUMBERS

1,589

CAREER POINTS

624

CAREER REBOUNDS

117

CAREER BLOCKS

100

CAREER GAMES PLAYED

WHAT WE ARE TALKING ABOUT

- ▶ Arkansas is one of three remaining undefeated teams in the SEC and one of 18 remaining undefeated teams in NCAA Division I. The other undefeated SEC teams are Mississippi State (8-0) and Alabama (7-0).
- ▶ Arkansas is 8-17 in road games, including 5-4 in nonconference road games, under head coach Jimmy Dykes. Arkansas defeated Tulsa 57-50 in its lone road game this season.
- ▶ Arkansas is 21-7 all-time against Missouri State, including 10-3 in games played in Springfield. The teams met this past season, with Missouri State winning 69-54 in Fayetteville.
- ▶ Arkansas has won each of the last two meetings in Springfield, most recently during the 2014-15 season, when the Razorbacks won 59-50.
- ▶ Missouri State is Arkansas' lone nonconference opponent that participated in the NCAA Tournament, falling to Texas A&M in the first round.
- ▶ Missouri State went 24-10 this past season, including 10-4 at home, and finished second in the MVC regular season standings and defeated regular-season champion Northern Iowa in the tournament final.
- ▶ Assistant coach Tommy Deffenbaugh was an assistant coach at Missouri State from 1999-2002, helping lead the Bears to a 53-42 record and a WNIT appearance during the 1999-2000 season.
- ▶ Arkansas is looking to avenge its third loss from last season, having already avenged losses to Tulsa and Butler.
- ▶ Arkansas has used the same starting five for each of the first nine games: Malica Monk, Jailyn Mason, Jessica Jackson, Bailey Zimmerman and Alecia Cooley.
- ▶ Jessica Jackson has scored in double figures in each of the first nine games this season and averages a team-leading 16.7 points per game, which ranks seventh in the SEC. She has also led or tied for the team lead in scoring in eight of nine games this season.
- ▶ Keiryn Swenson scored 12 first-half points as part of her 15-point scoring effort against Butler. It was her first career game with double figures in the first half, and she also became the fourth different Arkansas player to achieve the feat this season.
- ▶ Devin Cospers scored in double figures for the first time this season, and the 16th time in her career, finishing with 13 points against Butler.
- ▶ Arkansas forced 20 or more turnovers for the third time this season, finishing with 21 forced turnovers against Butler, while also doing so against Sam Houston State (27 turnovers) and South Dakota (21 turnovers).
- ▶ Arkansas shot 49.0 percent from the floor against Butler, its fifth game to shoot 45 percent

or better this season. Arkansas shot 45 percent or better twice all of last season (30 games) and six times all of 2014-15 (32 games).

- ▶ Arkansas has won the rebounding battle in eight of the first nine games this season, improving to 31-7 when outrebounding its opponents under head coach Jimmy Dykes.
- ▶ Arkansas is off to a 9-0 start for the first time under head coach Jimmy Dykes and the first time since the 2013-14 season, when the Razorbacks won each of its first 13 games, completing a 13-0 nonconference in the regular season.

IMPROVING EACH YEAR

- ▶ Arkansas is second in the nation (12/5/16) in most improved field goal percentage from last season.

Top 10 Improved FG% Teams

TEAM	PCT Improvement
Providence	9.22%
Arkansas	8.50%
Nevada	8.20%
Mississippi State	8.06%
Iowa State	7.95%
Portland State	7.94%
Washington	7.87%
Hartford	7.61%
Louisiana Tech	7.40%
Colorado	7.35%

THE FOURTH QUARTER

- ▶ Arkansas is shooting 42.9% (54-126) in the fourth quarter through the first nine games
- ▶ Jessica Jackson averages 4.6 ppg and Briunna Freeman 4.0 ppg in the final frame
- ▶ The Razorbacks are outrebounding opponents 100-67 in the fourth quarter

RPI NOTES (12/8/16)

- ▶ The NCAA released its first RPI report Dec. 7 and Arkansas was No. 35
- ▶ The Razorbacks moved to No. 42 with the win over Butler
- ▶ Arkansas is No. 56 in the Jeff Sagarin/CBN ratings
- ▶ Arkansas is No. 43 in the Warren Nolan rankings

SEEING DOUBLE

DOUBLE FIGURE GAMES

Jessica Jackson (85/24)	Times	20+
2013-14	25	8
2014-15	26	5
2015-16	25	8
2016-17	9	2

Devin Cospers (15)	Times
2015-16	14
2016-17	1

Jordan Danberry (11)	Times
2015-16	10
2016-17	1

Alecia Cooley (11)	Times
2015-16	7
2016-17	4

Malica Monk (9)	Times
2015-16	3
2016-17	6

Keiryn Swenson (4)	Times
2016-17	4

Jailyn Mason (2)	Times
2016-17	2

Briunna Freeman (3)	Times
2016-17	3

Aaliyah Wilson (2)	Times
2016-17	2

Bailey Zimmerman (1)	Times
2016-17	1

DOUBLE-DOUBLES

Jessica Jackson

Pts	Reb	Opponent	Date
16	10	Florida	1-29-16
15	12	at Butler	12-13-15
13	10	Southeastern La.	11-13-15
20	13	SHSU	11-15-15
19	11	at Missouri	3-1-15
17	13	LSU	2-22-15
14	11	at Alabama	2-1-15
18	10	No. 5/8 Texas A&M	1-4-15
19	12	Savannah State	11-16-14
18	11	Tennessee Tech	12-20-13
23	10	at Florida	1-9-14
31	10	Ole Miss	1-19-14
19	12	Auburn	2-2-14
21	11	Ole Miss (SEC)	4-5-14

Alecia Cooley

Pts	Reb	Opponent	Date
11	10	Florida	1-28-16
12	10	No. 24 Missouri	1-17-16
12	10	Missouri State	12-2-15
10	11	Memphis	12-25-16

PLAYER NOTES AND NUMBERS

- ▶ Among Arkansas' leading scorers: Jackson 8x; Swenson 1x; Cooley 1 x; Monk 1x
- ▶ Among Arkansas' leading rebounders: Jackson 4x; Cooley 3x; Zimmerman 2x; Mason 1x
- ▶ Six Razorbacks average 20+ minutes per game: Jackson, Monk, Cooley, Mason, Swenson, Zimmerman
- ▶ Jessica Jackson leads the team in points, scoring average, field goal attempts, field goals made, 3-point field goal attempts, 3-point field goals made, free throw attempts, free throws made and offensive rebounds
- ▶ Alecia Cooley leads Arkansas in rebounds, rebounding average, defensive rebounds and blocks
- ▶ Malica Monk leads the team in free throw percentage, assists, teals and minutes played.

TEAM NOTES AND NUMBERS

- ▶ Arkansas has made 25+ field goals in five games; the Razorbacks are 5-0 in those games
- ▶ Arkansas has made 5+ 3-pointers in eight games and the team is 8-0 in those games
- ▶ The Razorbacks have made 15+ free throws in three games and are 3-0 in those contests
- ▶ Arkansas has scored 70+ points six times; we are 6-0 in those games
- ▶ Arkansas has outscored its opponents seven times in the first half, been tied once and been outscored once in the first 20 minutes

DYK

- ▶ Arkansas ranks second in the SEC and 14th nationally in rebound margin, outrebounding opponents by 12.0 rebounds per game.
- ▶ Arkansas ranks sixth in the SEC and 41st nationally in field-goal percentage, shooting 45.4 percent, and second in the SEC and 20th nationally in 3-point field-goal percentage, shooting 39.1 percent.
- ▶ Arkansas ranks third in the SEC and 31st nationally in turnovers, committing just 13.7 turnovers per game.

ARKANSAS' BENCH

- ▶ The Razorback bench has outscored the opponent's bench 234-145 this year
- ▶ Keiryn Swenson leads the team off the bench with 8.8 ppg followed by Briunna Freeman with 8.2 ppg
- ▶ Arkansas' bench has hit 22 3-pointers compared to just six by opponents

WIN/LOSS STREAK (12/6/16)

- Arkansas is unbeaten at 9-0. The Razorbacks are:
- ▶ One of 19 unbeaten teams in the country
 - ▶ One of three unbeaten teams in the SEC (Alabama, Mississippi State)
 - ▶ The nine-game streak is tied for the third longest current streak behind UConn (W82) and West Virginia (W9)

STORYLINES

#BeArkansas

#BeArkansas - We keep the players who fit our program's needs home as well as show other great players what it means to represent the Razorbacks

- ▶ Five in-state players
- ▶ Five newcomers had offers from several other schools but chose Arkansas because of the coaching staff, the current players and the university
- ▶ Fayetteville No. 1 In Best Value. More: <http://bit.ly/2emfcaQ>.
- ▶ Be Relentless...Be Hard To Guard...Be the team no one wants to play

Expectations

Dykes has high expectations for this season. He has nine returners and five newcomers who will impact the team from day one.

- ▶ Return 77.9% of our scoring including our top three scores (Jackson, Cosper, Danberry)
- ▶ Return 70.3% of our rebounding including three of the top four (lost Melissa Wolff)
- ▶ Nine returning players and five newcomers including ESPN No. 30 Aaliyah Wilson

Awards \ Honors \ Goals

Jessica Jackson returns for her senior season as just the fourth player in program history to earn All-SEC First Team honors. Her goal is to elevate her game and get drafted by the WNBA at the end of the year.

Jackson was named **CollegeSportsMadness.com SEC Player of the Week** Dec. 5.

Newcomer **Aaliyah Wilson** is just the second McDonald's All-American to sign with Arkansas out of high school. Expectations are high for this freshman.

Jailyn Mason earned **SEC Freshman of the Week** honors Nov. 29, after helping the Razorbacks to the Nugget Classic title in Reno. It is her first collegiate honor and the first for Arkansas this season.

ON THIS DATE

Dec. 11 (3-0)					
1976	Arkansas	76	John Brown	57	
1982	Arkansas	86	Oklahoma City	57	
1984	Arkansas	85	Ozarks	58	
Dec. 18					
1986	Arkansas	78	SMSU	61	
1992	Arkansas	47	DePaul	71	
1993	Arkansas	85	NW St.	74	
1996	Arkansas	69	St. Louis	43	
2003	Arkansas	78	NW St.	64	
2005	Arkansas	74	Texas-PA	44	
2006	Arkansas	70	Memphis	54	
2007	Arkansas	91	Memphis	66	
2008	Arkansas	66	Dartmouth	57	
Dec. 21					
1985	Arkansas	79	Oklahoma	66	
1987	Arkansas	59	SFA	93	
1991	Arkansas	89	Kent State	72	
1993	Arkansas	81	SMU	89	
1995	Arkansas	83	TCU	52	
1997	Arkansas	64	Utah	73	
1999	Arkansas	66	New Mexico	71	
2000	Arkansas	87	Harvard	48	
2001	Arkansas	73	Dayton	55	
2004	Arkansas	65	Oregon	62	
2005	Arkansas	84	New Orleans	46	
2008	Arkansas	55	Missouri	56	
2009	Arkansas	68	VCU	58	
2011	Arkansas	86	Texas So.	41	Fayetteville
Dec. 28					
1990	Arkansas	60	Rutgers	89	
1994	Arkansas	83	Tulane	79	
1997	Arkansas	77	Valpo (OT)	69	
2002	Arkansas	71	W. Kentucky	61	
2003	Arkansas	79	SFA	61	
2006	#23 Arkansas	94	Cincinnati	82	Fayetteville
2010	No. 22 Arkansas88		Furman	44	
2011	Arkansas	59	MVSU	46	Fayetteville
2015	Arkansas	86	MVSU	46	Fayetteville

Building a Strong Foundation

Jimmy Dykes is building a strong foundation. The goal is to win but he won't sacrifice the process. Academics, work ethic and attitude will impact playing time as much as a player's shooting percentage.

- ▶ Getting players who fit our style on and off the court
- ▶ Getting things done in the classroom - six consecutive semesters above a 3.0 GPA

HOME SWEET HOME

- ▶ Arkansas is 252-96 in 24 seasons in Bud Walton
- ▶ Jimmy Dykes is 26-10 in BWA (8-6/11-4/6-0)

WE ARE FAMILY

Several Razorback players hail from large families. Check out some of the family sizes here.

Briunna Freeman	9
Brittany, James, Leonard, Duntrez, Rhaheem, Javell, Shambrika, Kendra, Brandon	
Jessica Jackson	7
Chris, Adrian, Asia, Jennifer, Kailyn, Cedric, Khylan	
Alecia Cooley	7
Mia, Cojuan, Janava, Cheri, Laurie, Amber, Jasmine	
Yasmeen Ratliff	5
Stacia, Alexis, Sasha, Adonis, Darius	
Kiara Williams	4*
Jasmine Davis, Rodney Davis, Deunte Davis, Deundre Davis	
Bailey Zimmerman	3
John Paul, Jordan, Brooke	
Malica Monk	2
Mark, Mason	
Keiryn Swenson	2
Kameron, Konner	
Tatiana Smith	2
Christopher, the late Kevin Smith	
Aalyah Wilson	2**
Devante, Alexis	
Devin Cospier	1
Sierra	
Sydney Stout	1
Savanna	
Jailyn Mason	14***
Roman, Amari, Elijah, Isaiah	

*Williams also grew up with 2 aunts and a cousin in the household

**Grandmother had 16 kids so she had a lot of cousins around

***Has 14 siblings and is closest with the ones who are listed

SPEAKING OF FAMILY

Bailey Zimmerman is a cousin of Arkansas men's basketball assistant coach Matt Zimmerman.

2016-17 NEWCOMERS

FRESHMAN VIDEOS

Get to know our newcomers in their own words. Watch Now!

MASON - bit.ly/MasonShoe

RATLIFF - bit.ly/YasRatliff

STOUT - bit.ly/GTKStout

WILLIAMS - [BIT.LY/KIARAWILLIAMS](http://bit.ly/KIARAWILLIAMS)

WILSON - bit.ly/AWilsonHorses

- ▶ Yasmeen Ratliff is the daughter of long-time NBA player Theo Ratliff
- ▶ Ratliff says defense is her strength
- ▶ Kiara Williams grew up in a busy household with two step-brothers, a little sister and little brother, a cousin and two aunts
- ▶ Williams is a big fan of the Marvel superhero movies
- ▶ Jailyn Mason has an Air Jordan shoe collection
- ▶ Check out the photos of Mason's collection here > bit.ly/MasonShoe
- ▶ Aaliyah Wilson has three siblings and a lot of cousins - her grandmother had 16 children
- ▶ Wilson loves to ride horses and has owned a couple of horses

DEEP BENCH-WITH EXPERIENCE

Last season, Arkansas had just three returners who had played minutes for head coach Jimmy Dykes. This year, the Razorbacks return nine players who saw action in games last season. The returners have 290 combined games of experience, 2,367 career points and 1,065 career rebounds prior to the 2016-17 season.

- ▶ Arkansas welcomed eight newcomers in 2015-16 and was the youngest team in the SEC and fifth-youngest in the country in terms of current players with minutes under the current head coach.
- ▶ This year, the Razorbacks return nine of 12 players from a year ago and have two seniors on the roster making them much more experienced than a year ago.

20+ POINT GAMES

- ▶ As a junior, Jessica Jackson had eight 20+ point games.
- ▶ Jackson has had two 20+ point games this year and has 23 for her career
- ▶ Devin Cospier has had one 20+ point game in her career (as a freshman)
- ▶ Jackson's 20+ point games over the last two seasons include:
 - ▶ **2015-16:** 20 vs. Sam Houston State; 24 at South Dakota State; 29 vs. Tulsa; 22 versus Louisiana; 22 vs. Mississippi Valley State; 20 at No. 5 Mississippi State; 25 vs. No. 13 Tennessee; 20 vs. Alabama
 - ▶ **2016-17:** 20 vs. Sam Houston State; 22 at Tulsa

DOUBLE DIGIT SCORING IN THE FIRST HALF

IN 2016-17

- ▶ Malica Monk was the first player to score in double figures in the first half of a game with 10 points against Sam Houston State.
- ▶ Jessica Jackson scored in double figures in the first half against Stetson with 11, against Navy with 14 points and at Tulsa with 10 points.
- ▶ Jessica Jackson had 10 points in the first quarter against Stetson. It is the second time in her career she had double figure points in the 1Q
- ▶ Jessica Jackson added a third time with 10 points in 1Q at Tulsa
- ▶ Alecia Cooley had 10 points in the first half against Memphis
- ▶ Keiryn Swenson became the fourth different Razorback with double digits in the first 20 minutes when she had 12 against Butler

TOUGH SCHEDULE IN 2016-17

The SEC is always a tough place to play and this year is no exception

- Arkansas faces seven ranked (as of 11/28/16) opponents for eight games in SEC play
- This includes No. 6 South Carolina, No. 5 Mississippi State, No. 15 Kentucky, No. 23 Florida and Tennessee, Auburn, Texas A&M and Vanderbilt who are getting votes
- The Razorbacks have a stretch in which five of six opponents are ranked or getting votes
- Three of those contests are on the road
- The SEC sent nine teams to the NCAA Tournament and one other to the WNIT last season

It's not just the SEC either. The Razorbacks have put together a non-conference schedule that will allow the team to find itself while getting tough for league play:

- Arkansas hosted WNIT Champ South Dakota
- The Razorbacks travel to Missouri State who took part in last year's NCAA Tournament
- Northwestern State picked sixth/T5th; Houston Baptist picked 8th/8th; Sam Houston State picked 9th/9th in Southland preseason coach's/sports information director's polls

PREVIOUS GAME NOTES

- ▶ The win over Stetson denied the Hatters a 5-0 start for the first time in program history.
- ▶ The win over South Dakota snapped an eight-game winning streak. That was the second-longest winning streak in the nation at that time.
- ▶ Jessica Jackson scored 10 of her 19 points in the first quarter versus Stetson, her second career game with 10 first-quarter points, giving her double-figure scoring games in each of the first four contests this season.
- ▶ Jessica Jackson has scored in double figures in the first seven games and had her third game of the year (Stetson, Navy) with 10 or more points in the first quarter at Tulsa.
- ▶ Malica Monk scored a career-high 18 points, including 10 points in the second half. She was 6-of-10 from the floor and a perfect 6-of-6 from the free-throw line against Stetson.
- ▶ Arkansas held Tulsa to season lows in field-goal percentage (29.7 percent), 3-point field-goal percentage (14.3 percent) and scoring (50 points).
- ▶ Held Stetson to two offensive rebounds; Held Tulsa to season low field goal percentage (29.7) and 3-point field goal percentage (14.3)
- ▶ Arkansas had 11 consecutive defensive stops in the fourth quarter in a come-from-behind win at Tulsa
- ▶ Arkansas defeated Tulsa 57-50, when trailing 39-34 after three quarters. Since the NCAA switched to four quarters for the 2015-16 season, the only other time that Arkansas won when trailing after three quarters was Feb. 18, 2016, at home against Alabama, when Arkansas trailed 51-48 and came back to win 69-67.
- ▶ Arkansas defeated Texas Tech 66-60, to improve to 2-1 all-time in the SEC/Big 12 Challenge, and also help the SEC to a 6-4 win over the Big 12 in the SEC/Big 12 Challenge this season.

A MAJOR ACCOMPLISHMENT

Alecia Cooley	Communication
Devin Cospier	Communication
Briunna Freeman	Psychology
Jessica Jackson	Rec. & Sport Management
Jailyn Mason	Journalism: News/Editorial
Malica Monk	Rec. & Sport Management
Yasmeen Ratliff	Apparel Merch./Product Dev.
Tatiana Smith	Criminal Justice
Sydney Stout	Management
Keiryn Swenson	Accounting
Kiara Williams	Agricultural Business
Aaliyah Wilson	Pre-Physical Therapy
Bailey Zimmerman	Apparel Merch./Product Dev.

AP TOP 25 (12.5.16)

RK	TEAM	RECORD	PTS
1	Connecticut (18)	7-0	809
2	Notre Dame (15)	8-0	807
3	Baylor	9-1	750
4	Maryland	8-0	732
5	Mississippi State	8-0	668
6	South Carolina	6-1	660
7	Florida State	8-1	613
8	Louisville	7-2	574
9	UCLA	6-1	564
10	Stanford	8-1	525
11	Washington	8-1	487
12	Ohio State	6-3	403
13	West Virginia	9-0	401
14	Miami	7-1	398
15	Kentucky	6-2	338
16	DePaul	5-2	252
17	Texas	2-4	249
18	Colorado	8-0	231
19	Oklahoma	5-2	187
20	Syracuse	6-3	161
21	Duke	9-1	158
22	South Florida	5-0	109
23	Florida	6-2	105
24	Oregon State	5-1	70
25	Virginia Tech	7-0	66

Others receiving votes: Oregon 65, Kansas State 48, Arizona State 48, Michigan 48, Tennessee 31, California 30, Auburn 28, Green Bay 22, Texas A&M 22, Northwestern 17, Marquette 15, Gonzaga 8, Oklahoma State 8, Michigan State 6, Boise State 6, USC 5, Vanderbilt 1

USA TODAY COACHES POLL (12.6.16)

RK	TEAM	RECORD	PTS
1	Notre Dame (18)	8-0	784
2	Connecticut (14)	7-0	781
3	Baylor	9-1	716
4	Maryland	8-0	715
5	Mississippi State	8-0	653
6	South Carolina	6-1	642
7	Florida State	8-1	602
8	Louisville	7-2	555
9	UCLA	6-1	554
10	Stanford	8-1	520
11	Washington	8-1	471
12	Ohio State	6-3	402
13	Miami	7-1	400
14	West Virginia	9-0	355
15	DePaul	6-2	323
16	Oregon State	5-1	255
17	Texas	2-4	239
18	Kentucky	6-2	230
19	Syracuse	6-3	196
20	Oklahoma	5-2	141
21	Duke	9-1	122
22	South Florida	6-0	120
23	Arizona State	5-2	105
24	California	7-0	74
25	Florida	6-2	60

Others receiving votes: Michigan State 59, Virginia Tech 53, Colorado 51, Texas A&M 47, Green Bay 39, Oklahoma State 33, Michigan 27, South Dakota State 22, Oregon 20, Tennessee 15, Kansas State 6, Northwestern 6, Marquette 5, Gonzaga 1, Georgia Tech 1

STATS & STANDINGS

TEAM	SEC			OVERALL		
	W	L	PCT.	W	L	PCT.
Alabama	0	0	.000	7	0	1.000
ARKANSAS	0	0	.000	9	0	1.000
Mississippi State	0	0	.000	8	0	1.000
Vanderbilt	0	0	.000	8	1	.889
South Carolina	0	0	.000	6	1	.857
Auburn	0	0	.000	6	2	.750
Florida	0	0	.000	6	2	.750
Kentucky	0	0	.000	6	2	.750
LSU	0	0	.000	6	2	.750
Ole Miss	0	0	.000	6	2	.750
Texas A&M	0	0	.000	5	2	.714
Missouri	0	0	.000	7	3	.700
Georgia	0	0	.000	6	3	.667
Tennessee	0	0	.000	4	3	.571

SEC & NCAA STATS (12/5/16)

CATEGORY (All Games)	SEC*	NCAA
Scoring Defense	5 (56.5)	50
Scoring Margin	5 (+18.0)	33
3-Point FG Pct.	2 (.381)	26
3-Point FG Defense	4 (.261)	41
Rebounding Offense	4 (43.2)	
Rebounding Defense	3 (31.1)	
Rebounding Margin	3 (+12.1)	15
Assists/Turnover Ratio	T2 (1.2)	42
Defensive Rebounding Pct.	3 (.738)	
Offensive Rebounding Pct.	4 (.413)	
3-Point FG Made	3 (6.0)	155
Turnovers Per Game	2 (13.0)	18
Win/Lost Pct.	1 (1.000)	1 (19 teams)

INDIVIDUAL

CATEGORY (All Games)	SEC*	NCAA
FG Attempts Jessica Jackson	4 (116)	109
Points Jessica Jackson	4 (131)	85
FT Pct Malica Monk	3 (.870)	55
Steals Malica Monk	4 (18)	84

*Top five only

SEC SCHEDULE

December

11 (Sunday)	
Alabama at Georgetown	1:00 p.m. CT
Arkansas at Missouri State	2:00 p.m. CT
Savannah State at Auburn (SECN+)	2:00 p.m. CT
18-Florida vs North Carolina A&T	3:00 p.m. ET
Arizona State at Kentucky (SEC Network)	1:00 p.m. ET
Tulane at LSU (SECN+)	2:00 p.m. CT
Minnesota at South Carolina (SEC Network)	3:00 p.m. ET
Tennessee at Texas (FS1)	4:30 p.m. ET

13 (Tuesday)

Mississippi State at Little Rock	6:30 p.m. CT
----------------------------------	--------------

14 (Wednesday)

Auburn at Louisiana Tech	6:30 p.m. CT
Sam Houston State at LSU (SECN+)	11:00 a.m. CT
Oregon at Ole Miss (SECN+)	6:00 p.m. CT
Appalachian State at Tennessee (SECN+)	7:00 p.m. ET

15 (Thursday)

Georgia State at Alabama (SECN+)	11:30 a.m. CT
Georgia at Cincinnati	12:00 p.m. ET
Clemson at South Carolina (SEC Network)	7:00 p.m. ET

16 (Friday)

19-Mississippi State vs SMU	10:00 p.m. CT
-----------------------------	---------------

ABOUT OUR OPPONENT

MISSOURI STATE LADY BEARS

- ▶ 2-6 on the year
- ▶ The Bears have lost three in a row to Little Rock, at Missouri and at Oral Roberts
- ▶ Liza Fruendt is the only player for the Bears averaging double figures with 14.8 points per game
- ▶ Abrey Buckley leads the team with 4.4 rpg
- ▶ The Lady Bears have committed 141 turnovers and have a -3.0 turnover margin this season
- ▶ Liza Fruendt led MSU with 12 points at ORU
- ▶ Rachel Swartz and Aubrey Buckley scored 10 apiece at ORU
- ▶ Swartz's point total matched a career high and Fruendt's four assists equaled her career high
- ▶ Arkansas hosts ORU Dec. 21 in the final game before the holiday break

SERIES NOTES

- ▶ All Time: Arkansas leads 21-7
- ▶ Fayetteville: 11-4
- ▶ Springfield: 10-3
- ▶ Neutral: 0-0
- ▶ Arkansas lost the most recent meeting with the Lady Bears in Fayetteville in 2015, 69-54. Arkansas is 4-1 in the last five games.

	ARK	MoSTATE
Scoring	664	483
PPG	73.8	60.4
Margin	+18.0	-10.1
Field Goals	244	168
Attempted	537	465
Pct	.454	.361
3-Point FG	54	43
Attempted	138	128
3PTPG	6.0	5.4
Pct.	.391	.336
Free Throws	122	104
Attempted	180	136
FTPG	13.6	13.0
Pct.	.678	.765
Rebounds	380	289
RPG	42.2	36.1
Margin	+12.0	+2.1
Assists	140	85
APG	15.6	10.6
Turnovers	123	141
TPG	13.7	17.6
TO Margin	+1.4	-3.0
Steals	70	47
SPG	7.8	5.9
Blocks	31	16
BPG	3.4	2.0

LAST MEETING

MSU vs ARKANSAS
12/02/15 7 p.m. at Fayetteville, Ark. (Bud Walton Arena)

MSU 69 • 4-4

#	Player	Total			3-Ptr			Rebounds			PF	TP	A	TO	Blk	Stl	Min
		FG	FGA	FT	FTA	FG	FGA	FT	FTA	Off							
12	Chvatal, Hillary	0-7	0-0	4-4	2	9	11	2	4	1	1	2	2	28			
21	Buckley, Aubrey	1-7	0-1	3-4	1	2	3	3	5	0	1	0	3	25			
04	Williams, Kenzie	6-12	3-4	2-2	4	2	6	2	17	2	0	0	0	36			
22	Snow, Yonna	5-15	1-3	7-9	4	5	9	1	18	4	3	1	3	30			
25	Rose, Riley	0-2	0-0	0-0	1	1	2	0	0	0	2	0	0	8			
01	Gitzen, Danielle	0-0	0-0	0-0	0	0	0	0	0	0	0	0	0	2			
02	Hughes, Lexi	4-7	2-4	1-2	0	3	3	1	11	1	2	0	0	18			
05	Fruendt, Liza	4-10	2-4	0-0	1	1	2	0	10	0	3	0	1	20			
15	Vander Weide, Grace	0-0	0-0	2-2	0	2	2	0	2	1	1	0	1	9			
34	Swartz, Rachel	0-1	0-0	0-0	1	1	2	1	0	0	1	0	0	8			
40	Osemenam, Onye	1-3	0-0	0-0	1	1	2	3	2	0	1	3	0	16			
Team					1			4			5						
Totals		21-64	8-16	19-23	16	31	47	13	69	9	15	6	10	200			

FG % 1st Half: 7-31 22.6% 2nd half: 14-33 42.4% Game: 21-64 32.8%
3PG % 1st Half: 3-8 37.5% 2nd half: 5-8 62.5% Game: 8-16 50.0%
FT % 1st Half: 14-15 93.3% 2nd half: 5-8 62.5% Game: 19-23 82.6%

ARKANSAS 54 • 2-5

#	Player	Total			3-Ptr			Rebounds			PF	TP	A	TO	Blk	Stl	Min
		FG	FGA	FT	FTA	FG	FGA	FT	FTA	Off							
00	JACKSON, Jessica	1-9	1-4	1-2	2	4	6	2	4	1	2	0	0	29			
35	COOLEY, Alecia	5-6	0-0	2-4	3	7	10	3	12	0	1	1	0	31			
21	COSPER, Devin	4-13	1-5	2-2	0	4	4	1	11	0	4	0	0	27			
24	DANBERRY, Jordan	1-12	0-1	0-0	2	0	2	2	2	3	3	0	1	20			
33	WOLFF, Melissa	5-6	0-0	0-0	3	6	9	3	10	1	1	0	1	34			
03	MONK, Malica	4-7	0-0	0-1	0	0	0	2	8	3	4	2	4	20			
04	SWENSON, Keiryn	0-1	0-0	0-0	0	2	2	0	0	0	0	1	1	8			
12	FREEMAN, Brianna	0-2	0-0	0-0	0	0	0	2	0	0	0	0	0	4			
15	BROOKS, Kelsey	2-4	0-0	1-1	0	1	1	0	5	0	0	0	0	11			
22	ZIMMERMAN, Bailey	0-3	0-2	0-0	0	1	1	2	0	0	1	0	1	7			
32	WEST, Khadijah	0-1	0-0	2-2	3	3	6	0	2	1	2	0	1	9			
Team					1			2			3						
Totals		22-64	2-12	8-12	14	30	44	19	54	9	18	3	9	200			

FG % 1st Half: 10-30 33.3% 2nd half: 12-34 35.3% Game: 22-64 34.4%
3PG % 1st Half: 1-5 20.0% 2nd half: 1-7 14.3% Game: 2-12 16.7%
FT % 1st Half: 5-8 62.5% 2nd half: 3-6 50.0% Game: 8-12 66.7%

Officials: Lawson Newton, Angelica Suffren, Eric Baker
Technical fouls: MSU=None, ARKANSAS=None.
Attendance: 1551
Estimated Actual Attendance: 1013

Score by periods	1st	2nd	3rd	4th	Total
MSU	11	20	12	26	69
ARKANSAS	11	15	17	11	54

Last FG - MSU 4th-00:30, AR 4th-00:13.
Largest lead - MSU by 17 4th-00:30, AR by 5 3rd-06:03.
MSU led for 21:21. AR led for 06:09. Game was tied for 12:15.

	In	Off	2nd	Fast	Bench
Points	18	17	12	6	25
MSU	34	12	14	6	15
AR					

Score tied - 11 times.
Lead changed - 9 times.

ARKANSAS RECORD WHEN ...

.....'16-'17	Dykes
Scoring First.....	5-0 NA
Leading at Halftime.....	7-0 31-8
Tied at Halftime.....	1-0 3-0
Trailing at Halftime	1-0 5-24
Shoots 45% or better.....	5-0 13-0
Shoots less than 45%	4-0 26-32
Opponent shoots less than 45%	8-0 36-21
Opponents shoots 45% or better	1-0 3-11
Outrebounds opponent.....	8-0 31-7
Ties opponent rebounds.....	0-0 2-3
Outrebounded by opponent	1-0 5-22
Fewer Turnovers.....	5-0 21-16
Same number of turnovers.....	0-0 4-4
More TOs than opponent	4-0 14-12
Overall.....	9-0 39-32
Home	6-0 25-10
Road.....	1-0 8-17
Neutral.....	2-0 6-5
Nonconference	9-0 27-13
Nonconference home	6-0 15-4
Nonconference away	1-0 5-4
Nonconference neutral.....	2-0 6-5
In November	7-0 15-4
In December	2-0 9-6
In January.....	x 6-11
In February.....	x 7-7
In March.....	x 2-4
On Monday	1-0 5-1
On Tuesday	x x
On Wednesday.....	2-0 4-2
On Thursday	1-0 9-10
On Friday	2-0 6-3
On Saturday.....	2-0 3-1
On Sunday	1-0 12-15
White Uniforms.....	8-0
Cardinal Uniforms.....	1-0
Shots at the Buzzer (Quarter, Half or Game)	
Jackson	Texas Tech 1Q (3pt)
Mason.....	Texas Tech 2Q
Wilson.....	Texas Tech 3Q (3pt)
Monk.....	Butler 1Q
Casper.....	Butler 3Q

2016-17 Margin of Victory/Defeat

	1	2	3	4	5	6	7	8	9	10	11-15	16-19	20+
Wins	-	-	2	-	-	1	1	-	-	-	-	2	3
Losses	-	-	-	-	-	-	-	-	-	-	-	-	0

Most First Period Points

2016-17	25	SHSU (11-11-16)
All-Time	27	SELA (11-13-15)
Opponent	25	SDSU (11-18-15)

Most Third Period Points

2016-17	34	ULM (11-13-16)
All-Time	34	ULM (11-13-16)
Opponent	29	at #2 S. Carolina (1-3-16)

Fewest First Period Points

2016-17	20	Stetson (11-21-16)
All-Time	3	#5/6 Texas (12-20-15)
Opponent	6	SHSU (11-11-16)

Fewest Third Period Points

2016-17	8	at Tulsa (11-30-16)
All-Time	7	at #2 SC (1-3-16)
Opponent	4	LSU (1-21-16)

Most Second Period Points

2016-17	25	Stetson (11-21-16)
All-Time	25	Stetson (11-21-16)
Opponent	35	at #2 S. Carolina (1-3-16)

Most Fourth Period Points

2016-17	23*	at Tulsa (11-30-16)
All-Time	32	Tulsa (11-23-15)
Opponent	27	Georgia (2-25-16)

Fewest Second Period Points

2016-17	5	at Tulsa (11-30-16)
All-Time	5	at Tulsa (11-30-16)
Opponent	5	#5/6 Texas (12-20-15)

Fewest Fourth Period Points

2016-17	12	Butler (12-7-16)
All-Time	5	#7 Ore. St. (11-28-15)
Opponent	10	#24 Missouri (1-17-16)*

Most First Half Points

2016-17	46	Memphis (11-25-16)
All-Time	65	Tenn State (11-27-88)
Opponent	63	Texas (1-9-89)

Largest Margin of Victory

2016-17	46	ULM (11-13-16)
All-Time	79	(108-29) B Wesleyan (2-18-77)
Opponent	54	(28-82) La Tech (11-30-78)

Fewest First Half Points

2016-17	26	at Tulsa (11-30-16)
All-Time	11	at Missouri (3-15)*
Opponent	8	Montana State (1-5-03)

*Most Recent

Jump Balls Won

Arkansas	5	Jackson.....	3
Opponent.....	4	Monk	1

Scored First Points

Jackson.....	4	Swenson.....	1
Zimmerman.....	2	1Q Double Figures	
Mason	2	Jackson.....	3
Alecia Cooley.....	1	Swenson.....	1

First Off The Bench

Danberry	3	Cooley.....	4
Wilson	3	Swenson.....	1
Freeman	2	Zimmerman.....	1
Swenson.....	2	Swenson.....	1

Points Leader

Jackson.....	8	Freeman.....	3
Cooley.....	1	Mason.....	2
Swenson.....	1	Swenson.....	4
Monk	1	Danberry	1

3-Point Leader

Jackson.....	5	Cosper	1
Swenson.....	3	Swenson.....	4
Zimmerman.....	2	15+ Points	
Mason	1	Jackson.....	5
Wilson	1	Monk	1

Swenson.....

20+ Points	Jackson.....	2
------------	--------------	---

10+ Rebounds

Cooley.....	1
-------------	---

5+ Assists

Mason	3
Monk	3

Double-Doubles

Cooley.....	1
-------------	---

Charges Drawn

Monk	2
Jackson.....	1

Swenson.....

Wilson.....	1
Zimmerman.....	1
Cooley.....	1

Forced 10-Second

Violations	1
------------------	---

Forced Opponent

Shot Clock Violations	10
-----------------------------	----



@RazorbackWBB STATISTICS
 ARKANSAS Combined Team Statistics (as of Dec 07, 2016)
All games

RECORD:	OVERALL	HOME	AWAY	NEUTRAL
ALL GAMES	9-0	6-0	1-0	2-0
CONFERENCE	0-0	0-0	0-0	0-0
NON-CONFERENCE	9-0	6-0	1-0	2-0

#	Player	gp-gs	min	avg	Total		3-Point		F-Throw		Rebounds				pf	dq	a	to	blk	stl	pts	avg
					fg-fga	fg%	3fg-fga	3fg%	ft-fa	ft%	off	def	tot	avg								
00	JACKSON, Jessica	9-9	263	29.2	51-127	.402	15-41	.366	33-52	.635	26	34	60	6.7	17	0	15	20	6	6	150	16.7
03	MONK, Malica	9-9	270	30.0	36-67	.537	1-4	.250	23-27	.852	7	17	24	2.7	21	1	35	15	1	19	96	10.7
04	SWENSON, Keiryn	9-0	191	21.2	30-52	.577	12-20	.600	7-10	.700	11	23	34	3.8	9	0	4	5	6	5	79	8.8
12	FREEMAN, Briunna	5-0	72	14.4	16-23	.696	0-0	.000	9-14	.643	7	6	13	2.6	8	0	1	6	1	8	41	8.2
35	COOLEY, Alecia	9-9	214	23.8	25-54	.463	0-0	.000	22-30	.733	18	40	58	6.4	11	0	13	19	12	4	72	8.0
14	MASON, Jailyn	9-9	259	28.8	28-64	.438	6-10	.600	3-5	.600	9	33	42	4.7	18	0	28	13	0	5	65	7.2
22	ZIMMERMAN, Bailey	9-9	203	22.6	16-42	.381	10-28	.357	5-11	.455	10	31	41	4.6	15	0	15	10	1	7	47	5.2
02	WILSON, Aaliyah	6-0	92	15.3	11-37	.297	6-17	.353	3-4	.750	7	16	23	3.8	9	0	10	14	2	4	31	5.2
24	DANBERRY, Jordan	6-0	72	12.0	8-19	.421	2-3	.667	10-13	.769	10	13	23	3.8	10	0	4	12	0	2	28	4.7
21	COSPER, Devin	8-0	106	13.3	13-35	.371	1-12	.083	5-8	.625	1	15	16	2.0	5	0	15	5	1	8	32	4.0
10	WILLIAMS, Kiara	6-0	45	7.5	9-14	.643	0-0	.000	2-6	.333	6	12	18	3.0	8	0	0	2	0	2	20	3.3
20	STOUT, Sydney	3-0	13	4.3	1-3	.333	1-3	.333	0-0	.000	0	1	1	0.3	3	0	0	0	1	0	3	1.0
Team											17	10	27				2					
Total.....		9	1800		244-537	.454	54-138	.391	122-180	.678	129	251	380	42.2	134	1	140	123	31	70	664	73.8
Opponents.....		9	1800		191-527	.362	41-151	.272	79-115	.687	88	184	272	30.2	160	2	92	136	30	66	502	55.8

TEAM STATISTICS	AR	OPP	Date	Opponent	Score	Att.
SCORING	664	502	11/11/16	SAM HOUSTON STATE	w 71-39	4330
Points per game	73.8	55.8	11/13/16	LA-MONROE	w 92-46	3156
Scoring margin	+18.0	-	11/17/16	SOUTH DAKOTA	w 70-67	1054
FIELD GOALS-ATT	244-537	191-527	11/21/16	STETSON	w 79-62	1179
Field goal pct	.454	.362	! 11/25/16	vs Memphis	w 91-61	1662
3 POINT FG-ATT	54-138	41-151	! 11/26/16	vs NAVY	w 70-67	838
3-point FG pct	.391	.272	11/30/16	at Tulsa	w 57-50	514
3-pt FG made per game	6.0	4.6	^ 12/03/16	TEXAS TECH	w 66-60	1370
FREE THROWS-ATT	122-180	79-115	12/07/16	BUTLER	w 68-50	1017
Free throw pct	.678	.687				
F-Throws made per game	13.6	8.8				
REBOUNDS	380	272				
Rebounds per game	42.2	30.2				
Rebounding margin	+12.0	-				
ASSISTS	140	92				
Assists per game	15.6	10.2				
TURNOVERS	123	136				
Turnovers per game	13.7	15.1				
Turnover margin	+1.4	-				
Assist/turnover ratio	1.1	0.7				
STEALS	70	66				
Steals per game	7.8	7.3				
BLOCKS	31	30				
Blocks per game	3.4	3.3				
ATTENDANCE	12106	3014				
Home games-Avg/Game	6-2018	1-514				
Neutral site-Avg/Game	-	2-1250				

! = Nugget Classic (Reno, Nev.)
 ^ = SEC/Big 12 Challenge (Fayetteville, Ark.)
 * = Conference game

Score by Periods	1st	2nd	3rd	4th	Totals
ARKANSAS	189	145	165	165	664
Opponents	108	111	129	154	502



@RazorbackWBB STATISTICS
 ARKANSAS Combined Team Statistics (as of Mar 04, 2016)
Conference games



RECORD:	OVERALL	HOME	AWAY	NEUTRAL
ALL GAMES	7-9	6-2	1-7	0-0
CONFERENCE	7-9	6-2	1-7	0-0
NON-CONFERENCE	0-0	0-0	0-0	0-0

#	Player	gp-gs	min	avg	Total		3-Point		F-Throw		Rebounds			pf	dq	a	to	blk	stl	pts	avg			
					fg-fga	fg%	3fg-fga	3fg%	ft-fa	ft%	off	def	tot									avg		
00	JACKSON, Jessica	16-16	522	32.6	88-214	.411	24-78	.308	56-76	.737	20	65	85	5.3	52	3	15	40	15	12	256	16.0		
21	COSPER, Devin	16-15	446	27.9	55-166	.331	15-54	.278	22-36	.611	4	45	49	3.1	27	0	24	44	0	20	147	9.2		
24	DANBERRY, Jordan	16-4	308	19.3	42-116	.362	1-12	.083	27-45	.600	14	28	42	2.6	38	1	43	40	1	14	112	7.0		
15	BROOKS, Kelsey	15-10	377	25.1	29-81	.358	17-47	.362	26-36	.722	7	27	34	2.3	29	0	32	27	1	14	101	6.7		
33	WOLFF, Melissa	16-16	507	31.7	37-101	.366	0-2	.000	21-32	.656	41	72	113	7.1	42	0	20	35	7	15	95	5.9		
35	COOLEY, Alecia	16-16	391	24.4	32-78	.410	0-0	.000	29-37	.784	29	46	75	4.7	30	1	9	17	5	7	93	5.8		
03	MONK, Malica	13-2	217	16.7	24-67	.358	1-5	.200	1-2	.500	2	11	13	1.0	32	1	18	26	1	8	50	3.8		
04	SWENSON, Keiryn	15-0	187	12.5	14-46	.304	2-12	.167	3-6	.500	20	13	33	2.2	8	0	3	6	2	0	33	2.2		
32	WEST, Khadijah	15-0	148	9.9	10-27	.370	0-0	.000	1-5	.200	13	21	34	2.3	29	1	3	11	5	8	21	1.4		
12	FREEMAN, Briunna	16-1	120	7.5	7-24	.292	0-0	.000	0-2	.000	11	8	19	1.2	22	0	4	15	1	5	14	0.9		
25	SMITH, Tatiyana	2-0	4	2.0	0-0	.000	0-0	.000	0-0	.000	0	0	0	0.0	0	0	0	0	0	0	0	0.0		
22	ZIMMERMAN, Bailey	6-0	23	3.8	0-5	.000	0-3	.000	0-2	.000	2	1	3	0.5	1	0	0	3	0	1	0	0.0		
Team											31	40	71	5										
Total.....		16	3250		338-925	.365	60-213	.282	186-279	.667	194	377	571	35.7	310	7	171	269	38	104	922	57.6		
Opponents.....		16	3251		385-952	.404	84-275	.305	199-275	.724	208	420	628	39.2	283	9	233	263	68	135	1053	65.8		

TEAM STATISTICS	AR	OPP	Date	Opponent	Score	Att.	
SCORING	922	1053	* 01/03/16	at #2/2 South Carolina	L	32-85	13407
Points per game	57.6	65.8	* 01/07/16	#13/10 TEXAS A&M	w	67-61	1494
Scoring margin	-8.2	-	* 01/10/16	at #5/6 Mississippi State	L	55-80	5712
FIELD GOALS-ATT	338-925	385-952	* 01/14/16	#13/15 TENNESSEE	w	64-59	1644
Field goal pct	.365	.404	* 01/17/16	#24 MISSOURI	w	64-52	4160
3 POINT FG-ATT	60-213	84-275	* 01/21/16	at LSU	w	48-44	2084
3-point FG pct	.282	.305	* 01/24/16	at Auburn	Lot	60-71	2807
3-pt FG made per game	3.8	5.3	* 01/28/16	FLORIDA	Lot	66-71	1576
FREE THROWS-ATT	186-279	199-275	* 01/31/16	NO. 13 MISS STATE	L	55-65	5273
Free throw pct	.667	.724	* 02/04/16	at No. 23 Tennessee	L	57-75	9414
F-Throws made per game	11.6	12.4	* 02/08/16	VANDERBILT	w	57-56	1946
REBOUNDS	571	628	* 02/14/16	at Missouri	L	48-69	4766
Rebounds per game	35.7	39.2	* 02/18/16	ALABAMA	w	69-67	1591
Rebounding margin	-3.6	-	* 02/21/16	at #16/16 KENTUCKY	L	63-77	7589
ASSISTS	171	233	* 02/25/16	at Georgia	L	57-72	3131
Assists per game	10.7	14.6	* 02/28/16	OLE MISS	w	60-49	3132
TURNOVERS	269	263					
Turnovers per game	16.8	16.4					
Turnover margin	-0.4	-					
Assist/turnover ratio	0.6	0.9					
STEALS	104	135					
Steals per game	6.5	8.4					
BLOCKS	38	68					
Blocks per game	2.4	4.3					
ATTENDANCE	20816	48910					
Home games-Avg/Game	8-2602	8-6114					
Neutral site-Avg/Game	-	0-0					

! = San Juan Shootout (San Juan, Puerto Rico)
 \$ = Big 12/SEC Challenge
 * = Conference game

Score by Periods	1st	2nd	3rd	4th	OT	Totals
ARKANSAS	206	200	252	253	11	922
Opponents	247	243	246	290	27	1053



JIMMY DYKES

HEAD COACH

The most successful basketball programs all have a few key elements in common.

PASSION

They are passionate about the game. The coaches are passionate about their team, the players are passionate about the opportunity to represent their university and the fans are passionate about supporting the program.

EXCITEMENT

All successful programs are filled with excitement. They are exciting to watch and to be a part of.

COMMITMENT

It takes a lot of people to make a program successful and they all have to be committed to the effort. It starts with the coaches and staff and extends to the players but the best programs in the country take it further. Everyone who impacts the program, from professors, athletic trainers, academic coordinators, administrators and fans, all have to be willing to work toward the same goal of excellence in all areas.

PERFORMANCE

Finally, successful teams have to perform at a high level every day. Whether in the classroom, in the community or on the court, doing things the right way is vital to the program's success.

The University of Arkansas made a move March 30, 2014, when they welcomed Jimmy Dykes as the eighth head coach of the Razorback women's basketball team.

QUICK HITS

- Jimmy Dykes is the eighth head coach in Razorback Women's Basketball History
- Three-year University of Arkansas basketball letterman
- Jimmy Dykes attended high school at Estes Park (Colo.) and Fayetteville HS
- Jimmy Dykes earned his bachelor's degree in speech education at Arkansas in 1985
- Graduated with honors from the University of Arkansas with a 3.54 GPA
- Served under legendary coach Eddie Sutton as an assistant at Arkansas, Kentucky and Oklahoma State

THE 411 CHRONOLOGY

Head Coach	Years	Record
University of Arkansas	2014-15	18-14, 6-10, NCAA 2nd Round
	2015-16	12-18, 7-9
	2016-17	9-0
TOTAL	2+ seasons	39-32, 13-19 SEC

Assistant Coach	Years	Worked With
University of Arkansas	1984-1985	Eddie Sutton
Sacramento State	1985-86	Bill Brown
Appalachian State University	1986-87	Tom Apke
University of Kentucky	1987-89	Eddie Sutton
University of Arkansas-Little Rock	1989-90	Mike Newell
Oklahoma State University	1990-91	Eddie Sutton

NATIONAL BASKETBALL ASSOCIATION

1991-1993 | College Scout | Seattle Supersonics

HIGH SCHOOL

1994-1998; 2003-2004 | Athletic Director | Shiloh Christian

ESPN/ABC SPORTS | 1995-2014

- Game and studio college men's and women's basketball analyst
- Game analyst for NCAA Women's Basketball Tournament
- Coverage of the WNBA playoffs
- College football sideline reporter

PERSONAL

- Born: May 3, 1961
- Bachelor's Degree: Arkansas, 1985 in Speech Education
- Family: Wife: Tiffany (Beasley); married in 2002, daughter Kennedy
- Tiffany - an Arkansas graduate, 2003
- Hometown: Tulsa, Oklahoma
- High school at Estes Park HS (Colo.), Fayetteville HS
- Multi-sport athlete

BY THE NUMBERS

- 39** Career Wins
- 20** SEC Career Wins
- 13** 2015-16 recruiting class rank
- 5** Newcomers for 2016-17
- 1** NCAA Tourney appearance
- 1** NCAA Tournament wins

DYKES VS. CONFERENCES

- Total: 37-32
- SEC: 14-22 (includes SEC Tournament)
- American: 3-0
- Atlantic Sun: 1-0
- Atlantic-10: 1-0
- Big East: 1-1
- Big 10: 2-2
- Big 12: 12-2
- Conference USA: 1-0
- Mid-Eastern Athletic: 1-0
- MVC: 1-1
- Pac-12: 0-1
- Patriot League: 1-0
- Southland: 6-0/1-0
- SWAC: 2-0
- Summit League: 2-2
- Sun Belt: 1-1



00

16-17 HIGHS

Points	22 vs. Tulsa, 11-30-16
FGM	9 vs. Tulsa, 11-30-16
FGA	17 vs. Tulsa, 11-30-16
3PM	3 vs. ULM, 11-13-16*
3PA	7 vs. South Dakota, 11-17-16
FTM	8 vs. Butler, 12-7-16
FTA	11 vs. South Dakota, 11-17-16
OREB	5 vs. Butler, 12-7-16
DREB	6 vs. Tulsa, 11-30-16
REB	9 vs. Butler, 12-7-16*
AST	4 vs. SHSU, 11-11-16
BLK	1 vs. Butler, 12-7-16*
STL	3 vs. Butler, 12-7-16
MIN	35 vs. Stetson, 11-21-16

CAREER HIGHS

Points	31, vs. Ole Miss, 1-19-14*
FGM	11, vs. Ole Miss, 1-19-14*
FGA	25, #13/15 Ky, 2-26-15
3PM	5, #13/15 Ky, 2-26-15*
3PA	11, #13/15 Ky, 2-26-15
FTM	9, at Missouri, 1-5-14
FTA	10, Tulsa, 12-14-14*
OREB	5 vs. Butler, 12-7-16*
DREB	10, vs. Auburn, 2-2-14
	10, vs. Florida, 1-28-16 OT
REB	13, SHSU, 11-15-15
AST	4 vs. SHSU, 11-11-16*
	4, vs. Florida, 1-28-16 OT
BLK	5, Tulsa, 12-14-14*
STL	3 vs. Butler, 12-7-16*
MIN	39, at LSU, 1-21-16*

*Most Recent

MISCELLANEOUS

	2016-17	Career
10+ Pts	9	85
15+ Pts	5	63
20+ Pts	2	23
30+ Pts	-	1
10+ Rebs	-	13
15+ Rebs	-	-
2BL-2BL	-	13
5+ Ast	-	--
Led AR in Pts	8	48
Led AR in Reb	3	29
GP/GS	9/9	100/95

HONORS

- Preseason All-SEC First-Team, '16
- MVP Nugget Classic
- CollegeSportsMadness.com SEC Player of the Week (Dec. 5, 2016)
- All-SEC Second-Team, '14, '15
- All-SEC First-Team, '16
- All-SEC Freshman Team, 2014
- AP All-SEC Hon. Mention, 2014
- AP All-SEC Second-Team, 2015
- SEC First-Year Academic HR, 2014
- CSM.com POW, Jan. 18, 2016

NOTES

- Just fourth player in program history named to **First-Team All-SEC** in 2016
- Named to coaches **preseason All-SEC First-Team** in 2016-17
- Nine games in double figure scoring as a senior
- Scored in double figures in the first quarter against Stetson and Tulsa
- Nugget Classic MVP in Reno
- Season-best 22 points and nine rebounds against Tulsa
- CollegeSportsMadness.com SEC Player of the Week (Dec. 5)
- Ranked as No. 15 WNBA draft prospect by CollegeSportsMadness.com



JESSICA JACKSON

F | SR | 6-3 | JACKSONVILLE, ARK.

16-17 GAME BY GAME

Opponent	Date	gs	min	Total		3-Pointers		Free throws		Rebounds				pf	a	t/o	blk	stl	pts	avg	
				fg-fga	pct	3fg-fga	pct	ft-fa	pct	off	def	tot	avg								
SAM HOUSTON STATE	11/11/16	*	27	6-14	.429	3-4	.750	5-7	.714	3	5	8	8.0	3	4	0	1	0	20	20.0	
LA-MONROE	11/13/16	*	23	5-14	.357	3-5	.600	0-0	.000	2	4	6	7.0	2	0	2	0	2	13	16.5	
SOUTH DAKOTA	11/17/16	*	30	5-15	.333	2-7	.286	2-11	.182	3	4	7	7.0	0	2	4	0	1	14	15.7	
STETSON	11/21/16	*	35	7-16	.438	2-5	.400	3-4	.750	3	4	7	7.0	3	2	0	1	0	19	16.5	
vs Memphis	11/25/16	*	23	5-9	.556	0-2	.000	2-2	1.000	3	3	6	6.8	2	1	2	1	0	12	15.6	
vs NAVY	11/26/16	*	28	6-15	.400	1-4	.250	4-6	.667	2	0	2	6.0	2	2	4	0	0	17	15.8	
at Tulsa	11/30/16	*	36	9-17	.529	2-6	.333	2-2	1.000	3	6	9	6.4	2	0	2	1	0	22	16.7	
TEXAS TECH	12/03/16	*	31	3-16	.188	1-5	.200	7-10	.700	2	4	6	6.4	1	3	1	1	0	14	16.4	
BUTLER	12/07/16	*	30	5-11	.455	1-3	.333	8-10	.800	5	4	9	6.7	2	1	5	1	3	19	16.7	
Totals			9	263	51-127	.402	15-41	.366	33-52	.635	26	34	60	6.7	17	15	20	6	6	150	16.7

Games played: 9
 Minutes/game: 29.2
 Points/game: 16.7
 FG Pct: 40.2
 3FG Pct: 36.6
 FT Pct: 63.5

Rebounds/game: 6.7
 Assists/game: 1.7
 Turnovers/game: 2.2
 Assist/turnover ratio: 0.8
 Steals/game: 0.7
 Blocks/game: 0.7

JACKSON'S CAREER STATISTICS

Season	gp-gs	min/avg	Total		3-Point		F-Throws		Rebounds				Scoring							
			fg-fga	pct	fg-fga	pct	ft-fa	pct	off	def	tot	avg	pf	fo	ast	to	blk	stl	pts	avg
2013-14	30-30	903/30.1	163-385	.423	48-125	.384	111-138	.804	45	136	181	6.0	70	0	40	51	45	24	485	16.2
2014-15	32-29	1032/32.2	161-431	.374	56-163	.344	99-126	.786	61	139	200	6.3	86	2	30	96	33	27	477	14.9
2015-16	29-27	920/31.7	170-418	.407	48-150	.320	89-121	.736	51	132	183	6.3	76	3	30	70	33	15	477	16.4
2016-17	9-9	263/29.2	51-127	.402	15-41	.366	33-52	.635	26	34	60	6.7	17	0	15	20	6	6	150	16.7
TOTAL	100-95	3118/31.2	545-1361	.400	167-479	.349	332-437	.760	183	441	624	6.2	249	5	115	237	117	72	1589	15.9

2

NOTES

- Second-ever McDonald's All-American to join team out of HS
- Missed start of season with illness
- First career game with double figure scoring with 10 points against Memphis
- Career-best 11 points in 18 minutes versus Texas Tech in SEC/Big 12 Challenge



AALIYAH WILSON
F | FR | 5-10 | MUSKOGEE, OKLA.

16-17 HIGHS

Points	11 vs. Texas Tech, 12-3-16
FGM	4 vs. Texas Tech, 12-3-16*
FGA	12 vs. Texas Tech, 12-3-16
3PM	2 vs. Texas Tech, 12-3-16*
3PA	4 vs. Tulsa, 11-30-16*
FTM	2 vs. Navy, 11-26-16
FTA	2 vs. Texas Tech, 12-3-16*
OREB	2 vs. Texas Tech, 12-3-16*
DREB	5 vs. Tulsa, 11-30-16
REB	6 vs. Texas Tech, 12-3-16*
AST	4 vs. Navy, 11-26-16*
BLK	1 vs. Texas Tech, 12-3-16*
STL	2 vs. Texas Tech, 12-3-16*
MIN	23 vs. Navy, 11-26-15

*Most Recent

CAREER HIGHS

Points	11 vs. Texas Tech, 12-3-16
FGM	4 vs. Texas Tech, 12-3-16*
FGA	12 vs. Texas Tech, 12-3-16
3PM	2 vs. Texas Tech, 12-3-16*
3PA	4 vs. Tulsa, 11-30-16*
FTM	2 vs. Navy, 11-26-16
FTA	2 vs. Texas Tech, 12-3-16*
OREB	2 vs. Texas Tech, 12-3-16*
DREB	5 vs. Tulsa, 11-30-16
REB	6 vs. Texas Tech, 12-3-16*
AST	4 vs. Navy, 11-26-16*
BLK	1 vs. Texas Tech, 12-3-16*
STL	2 vs. Texas Tech, 12-3-16*
MIN	23 vs. Navy, 11-26-15

*Most Recent

MISCELLANEOUS

	2016-17	Career
10+ Pts	2	2
15+ Pts	-	-
20+ Pts	-	-
10+ Rebs	-	-
15+ Rebs	-	-
Double-Double	-	-
5+ Ast	-	-
Led AR in Pts	-	-
Led AR in Reb	-	-
GP/GS	6/-	6/-

HONORS

- TBA

16-17 GAME BY GAME

Opponent	Date	gs	min	Total		3-Pointers		Free throws		Rebounds				pf	a	t/o	blk	stl	pts	avg
				fg-fga	pct	3fg-fga	pct	ft-fa	pct	off	def	tot	avg							
SAM HOUSTON STATE	11/11/16		dnp	-	-	-	-	-	-	-	-	-	-	-	-	-	-	-	-	-
LA-MONROE	11/13/16		dnp	-	-	-	-	-	-	-	-	-	-	-	-	-	-	-	-	-
SOUTH DAKOTA	11/17/16		dnp	-	-	-	-	-	-	-	-	-	-	-	-	-	-	-	-	-
STETSON	11/21/16	7	1-4	.250	1-1	1.000	0-0	.000	1	2	3	3.0	0	2	0	0	0	3	3.0	
vs Memphis	11/25/16	20	4-9	.444	2-4	.500	0-0	.000	1	2	3	3.0	3	4	3	0	0	10	6.5	
vs NAVY	11/26/16	23	1-4	.250	1-3	.333	2-2	1.000	2	2	4	3.3	0	4	4	1	2	5	6.0	
at Tulsa	11/30/16	18	1-6	.167	0-4	.000	0-0	.000	1	5	6	4.0	3	0	2	0	0	2	5.0	
TEXAS TECH	12/03/16	18	4-12	.333	2-3	.667	1-2	.500	2	4	6	4.4	1	0	2	1	2	11	6.2	
BUTLER	12/07/16	6	0-2	.000	0-2	.000	0-0	.000	0	1	1	3.8	2	0	3	0	0	0	5.2	
Totals		0	92	11-37	.297	6-17	.353	3-4	.750	7	16	23	3.8	9	10	14	2	4	31	5.2

Games played: 6
Minutes/game: 15.3
Points/game: 5.2
FG Pct: 29.7
3FG Pct: 35.3
FT Pct: 75.0

Rebounds/game: 3.8
Assists/game: 1.7
Turnovers/game: 2.3
Assist/turnover ratio: 0.7
Steals/game: 0.7
Blocks/game: 0.3

WILSON'S CAREER STATISTICS

Season	gp-gs	min/avg	Total		3-Point		F-Throws		Rebounds				Scoring							
			fg-fga	pct	fg-fga	pct	ft-fa	pct	off	def	tot	avg	pf	fo	ast	to	blk	stl	pts	avg
2016-17	6-0	92/15.3	11-37	.297	6-17	.353	3-4	.750	7	16	23	3.8	9	0	10	14	2	4	31	5.2
TOTAL	6-0	92/15.3	11-37	.297	6-17	.353	3-4	.750	7	16	23	3.8	9	0	10	14	2	4	31	5.2

3

NOTES

- Opened 2016-17 as a starter
- Seven games with 25+ minutes played
- Posted a career-best with 18 points against Stetson
- Six games with double digit scoring
- Three games with five or more assists



MALICA MONK

G | SO | 5-5 | N. LITTLE ROCK, ARK.

16-17 HIGHS

Points	18 vs. Stetson, 11-21-16
FGM	6 vs. Stetson, 11-21-16
FGA	14 vs. Texas Tech, 12-3-16
3PM	0
3PA	1 vs. Texas Tech, 12-3-16
FTM	6 vs. Stetson, 11-21-16
FTA	6 vs. Stetson, 11-21-16*
OREB	3 vs. ULM, 11-13-16
DREB	4 vs. Tulsa, 11-30-16
REB	5 vs. ULM, 11-13-16
AST	7 vs. Memphis, 11-25-16
BLK	1 vs. ULM, 11-13-16
STL	4 vs. Memphis, 11-25-16
MIN	36 vs. Texas Tech, 12-3-16*

CAREER HIGHS

Points	18 vs. Stetson, 11-21-16
FGM	6 vs. Stetson, 11-21-16
FGA	14 vs. Texas Tech, 12-3-16
3PM	0
3PA	1 vs. Texas Tech, 12-3-16
FTM	6 vs. Stetson, 11-21-16
FTA	6 vs. Stetson, 11-21-16*
OREB	3 vs. ULM, 11-13-16
DREB	4 vs. Tulsa, 11-30-16
REB	5 vs. ULM, 11-13-16
AST	7 vs. Memphis, 11-25-16
BLK	1 vs. ULM, 11-13-16
STL	4 vs. Memphis, 11-25-16
MIN	36 vs. Texas Tech, 12-3-16*

*Most Recent

16-17 GAME BY GAME

Opponent	Date	gs	min	Total		3-Pointers		Free throws		Rebounds				pf	a	t/o	blk	stl	pts	avg	
				fg-fga	pct	3fg-fga	pct	ft-fa	pct	off	def	tot	avg								
SAM HOUSTON STATE	11/11/16	*	27	5-7	.714	0-0	.000	2-2	1.000	0	2	2	2.0	2	3	1	0	2	12	12.0	
LA-MONROE	11/13/16	*	25	2-3	.667	0-0	.000	5-6	.833	3	2	5	3.5	1	2	1	1	3	9	10.5	
SOUTH DAKOTA	11/17/16	*	34	5-10	.500	0-0	.000	2-2	1.000	1	1	2	3.0	3	4	2	0	4	12	11.0	
STETSON	11/21/16	*	36	6-10	.600	0-1	.000	6-6	1.000	0	3	3	3.0	2	5	4	0	1	18	12.8	
vs Memphis	11/25/16	*	21	5-7	.714	0-1	.000	3-4	.750	2	1	3	3.0	1	7	2	0	4	13	12.8	
vs NAVY	11/26/16	*	22	2-2	1.000	0-0	.000	0-0	.000	0	0	0	2.5	5	1	2	0	0	4	11.3	
at Tulsa	11/30/16	*	34	2-6	.333	0-0	.000	2-2	1.000	0	4	4	2.7	3	4	2	0	1	6	10.6	
TEXAS TECH	12/03/16	*	36	5-14	.357	1-2	.500	0-1	.000	1	2	3	2.8	0	4	0	0	3	11	10.6	
BUTLER	12/07/16	*	35	4-8	.500	0-0	.000	3-4	.750	0	2	2	2.7	4	5	1	0	1	11	10.7	
Totals			9	270	36-67	.537	1-4	.250	23-27	.852	7	17	24	2.7	21	35	15	1	19	96	10.7

Games played: 9
 Minutes/game: 30.0
 Points/game: 10.7
 FG Pct: 53.7
 3FG Pct: 25.0
 FT Pct: 85.2

Rebounds/game: 2.7
 Assists/game: 3.9
 Turnovers/game: 1.7
 Assist/turnover ratio: 2.3
 Steals/game: 2.1
 Blocks/game: 0.1

MISCELLANEOUS

	2016-17	Career
10+ Pts	6	8
15+ Pts	1	2
20+ Pts	-	-
10+ Rebs	-	-
15+ Rebs	-	-
Double-Double	-	-
5+ Ast	3	5
Led AR in Pts	1	1
Led AR in Reb	-	-
GP/GS	9/9	36/14

HONORS

• TBA


MONK'S CAREER STATISTICS

Season	gp-gs	min/avg	Total		3-Point		F-Throws		Rebounds				Scoring							
			fg-fga	pct	fg-fga	pct	ft-fa	pct	off	def	tot	avg	pf	fo	ast	to	blk	stl	pts	avg
2015-16	27-5	461/17.1	48-136	.353	2-10	.200	12-19	.632	6	23	29	1.1	60	2	47	44	5	23	110	4.1
2016-17	9-9	270/30.0	36-67	.537	1-4	.250	23-27	.852	7	17	24	2.7	21	1	35	15	1	19	96	10.7
TOTAL	36-14	731/20.3	84-203	.414	3-14	.214	35-46	.761	13	40	53	1.5	81	3	82	59	6	42	206	5.7

4

NOTES

- Career-best 16 points in win over Navy
- Six games with 20+ minutes this year
- Tied career-best with six rebounds versus ULM and again versus South Dakota
- Four double figure scoring games



KEIRYN SWENSON
F | SO | 6-1 | WICHITA, KAN.

16-17 HIGHS

Points	16 vs. Navy, 11-26-16
FGM	7 vs. Navy, 11-26-16
FGA	12 vs. Navy, 11-26-16
3PM	3 vs. Butler, 12-7-16
3PA	3 vs. Butler, 12-7-16*
FTM	3 vs. Texas Tech, 12-3-16
FTA	4 vs. Texas Tech, 12-3-16
OREB	5 vs. South Dakota, 11-17-16
DREB	5 vs. Sam Houston St, 11-11-16
REB	6 vs. South Dakota, 11-17-16*
AST	1 vs. Texas Tech, 12-3-16*
BLK	2 vs. Butler, 12-7-16
STL	1 vs. Butler, 12-7-16*
MIN	34 vs. Navy, 11-26-16

CAREER HIGHS

Points	16 vs. Navy, 11-26-16
FGM	7 vs. Navy, 11-26-16
FGA	12 vs. Navy, 11-26-16
3PM	3 vs. Butler, 12-7-16
3PA	3 vs. Butler, 12-7-16*
FTM	3 vs. Texas Tech, 12-3-16*
FTA	4 vs. Texas Tech, 12-3-16*
OREB	5 vs. South Dakota, 11-17-16*
DREB	6, New Orleans, 12-30-15
REB	6 vs. ULM, 11-13-16
AST	2, SELA, 11-13-15
BLK	2 vs. Butler, 12-7-16
STL	2, New Orleans, 12-30-15*
MIN	34 vs. Navy, 11-26-16

*Most Recent

16-17 GAME BY GAME

Opponent	Date	gs	min	Total		3-Pointers		Free throws		Rebounds				pf	a	t/o	blk	stl	pts	avg	
				fg-fga	pct	3fg-fga	pct	ft-fa	pct	off	def	tot	avg								
SAM HOUSTON STATE	11/11/16		23	2-6	.333	1-3	.333	0-0	.000	0	5	5	5.0	3	1	2	0	1	5	5.0	
LA-MONROE	11/13/16		23	5-7	.714	2-3	.667	1-1	1.000	2	4	6	5.5	0	1	0	1	1	13	9.0	
SOUTH DAKOTA	11/17/16		18	1-3	.333	0-1	.000	1-2	.500	5	1	6	5.7	0	0	1	0	3	7.0		
STETSON	11/21/16		20	3-5	.600	2-2	1.000	1-2	.500	1	1	2	4.8	2	0	1	0	1	9	7.5	
vs Memphis	11/25/16		20	4-7	.571	1-2	.500	1-1	1.000	1	1	2	4.2	1	1	0	0	10	8.0		
vs NAVY	11/26/16		34	7-12	.583	2-3	.667	0-0	.000	1	2	3	4.0	1	0	0	1	1	16	9.3	
at Tulsa	11/30/16		12	0-2	.000	0-2	.000	0-0	.000	0	2	2	3.7	2	0	0	0	0	8	8.0	
TEXAS TECH	12/03/16		18	2-3	.667	1-1	1.000	3-4	.750	1	4	5	3.9	0	1	1	1	0	8	8.0	
BUTLER	12/07/16		23	6-7	.857	3-3	1.000	0-0	.000	0	3	3	3.8	0	0	1	2	1	15	8.8	
Totals			0	191	30-52	.577	12-20	.600	7-10	.700	11	23	34	3.8	9	4	5	6	5	79	8.8

Games played: 9
Minutes/game: 21.2
Points/game: 8.8
FG Pct: 57.7
3FG Pct: 60.0
FT Pct: 70.0

Rebounds/game: 3.8
Assists/game: 0.4
Turnovers/game: 0.6
Assist/turnover ratio: 0.8
Steals/game: 0.6
Blocks/game: 0.7

MISCELLANEOUS

	2016-17	Career
10+ Pts	3	3
15+ Pts	1	1
20+ Pts	-	-
10+ Rebs	-	-
15+ Rebs	-	-
Double-Double	-	-
5+ Ast	-	-
Led AR in Pts	1	1
Led AR in Reb	-	1
GP/GS	8/0	37/1

HONORS

- SEC First-Year Academic Honor Roll ('16)
- Arkansas Academic Champion (4.00 GPA) (Fall 2015, Spring 2016)

SWENSON'S CAREER STATISTICS

Season	gp-gs	min/avg	Total		3-Point		F-Throws		Rebounds				Scoring							
			fg-fga	pct	fg-fga	pct	ft-fa	pct	off	def	tot	avg	pf	fo	ast	to	blk	stl	pts	avg
2015-16	29-1	373/12.9	27-84	.321	5-21	.238	19-27	.704	34	34	68	2.3	26	0	7	15	4	10	78	2.7
2016-17	9-0	191/21.2	30-52	.577	12-20	.600	7-10	.700	11	23	34	3.8	9	0	4	5	6	5	79	8.8
TOTAL	38-1	564/14.8	57-136	.419	17-41	.415	26-37	.703	45	57	102	2.7	35	0	11	20	10	15	157	4.1

10

NOTES

- Played in six games this year
- Career-best nine points in 14 minutes against ULM



KIARA WILLIAMS
F/C | FR | 6-1 | LITTLE ROCK, ARK.

16-17 HIGHS

Points	9 vs. ULM, 11-13-16
FGM	4 vs. ULM, 11-13-16
FGA	6 vs. ULM, 11-13-16
3PM	0
3PA	0
FTM	1 vs. Tulsa, 11-30-16*
FTA	4 vs. ULM, 11-13-16
OREB	2 vs. Memphis, 11-25-16*
DREB	4 vs. Memphis, 11-25-16
REB	6 vs. Memphis, 11-25-16
AST	0
BLK	0
STL	1 vs. SHSU, 11-11-16
MIN	14 vs. ULM, 11-13-16

CAREER HIGHS

Points	9 vs. ULM, 11-13-16
FGM	4 vs. ULM, 11-13-16
FGA	6 vs. ULM, 11-13-16
3PM	0
3PA	0
FTM	1 vs. Tulsa, 11-30-16*
FTA	4 vs. ULM, 11-13-16
OREB	2 vs. Memphis, 11-25-16*
DREB	4 vs. Memphis, 11-25-16
REB	6 vs. Memphis, 11-25-16
AST	0
BLK	0
STL	1 vs. SHSU, 11-11-16
MIN	14 vs. ULM, 11-13-16

*Most Recent

MISCELLANEOUS

	2016-17	Career
10+ Pts	-	-
15+ Pts	-	-
20+ Pts	-	-
10+ Rebs	-	-
15+ Rebs	-	-
Double-Double	-	-
5+ Ast	-	-
Led AR in Pts	-	-
Led AR in Reb	-	-
GP/GS	6/-	6/-

HONORS

• TBA

16-17 GAME BY GAME

Opponent	Date	gs	min	Total		3-Pointers		Free throws		Rebounds				pf	a	t/o	blk	stl	pts	avg
				fg-fga	pct	3fg-fga	pct	ft-fta	pct	off	def	tot	avg							
SAM HOUSTON STATE	11/11/16	5		0-1	.000	0-0	.000	0-0	.000	0	1	1	1.0	0	0	1	0	1	0	0.0
LA-MONROE	11/13/16	14		4-6	.667	0-0	.000	1-4	.250	2	3	5	3.0	4	0	0	0	0	9	4.5
SOUTH DAKOTA	11/17/16	dnp		-	-	-	-	-	-	-	-	-	-	-	-	-	-	-	-	-
STETSON	11/21/16	0		0-0	.000	0-0	.000	0-0	.000	0	0	0	2.0	0	0	0	0	0	0	3.0
vs Memphis	11/25/16	8		3-4	.750	0-0	.000	0-0	.000	2	4	6	3.0	2	0	0	0	0	6	3.8
vs NAVY	11/26/16	dnp		-	-	-	-	-	-	-	-	-	-	-	-	-	-	-	-	-
at Tulsa	11/30/16	8		1-2	.500	0-0	.000	1-2	.500	1	2	3	3.0	0	0	0	0	0	3	3.6
TEXAS TECH	12/03/16	dnp		-	-	-	-	-	-	-	-	-	-	-	-	-	-	-	-	-
BUTLER	12/07/16	10		1-1	1.000	0-0	.000	0-0	.000	1	2	3	3.0	2	0	1	0	1	2	3.3
Totals		0	45	9-14	.643	0-0	.000	2-6	.333	6	12	18	3.0	8	0	2	0	2	20	3.3

Games played: 6
Minutes/game: 7.5
Points/game: 3.3
FG Pct: 64.3
FT Pct: 33.3

Rebounds/game: 3.0
Turnovers/game: 0.3
Steals/game: 0.3

WILLIAMS' CAREER STATISTICS

Season	gp-gs	min/avg	Total		3-Point		F-Throws		Rebounds				Scoring							
			fg-fga	pct	fg-fga	pct	ft-fta	pct	off	def	tot	avg	pf	fo	ast	to	blk	stl	pts	avg
2016-17	6-0	45/7.5	9-14	.643	0-0	.000	2-6	.333	6	12	18	3.0	8	0	0	2	0	2	20	3.3
TOTAL	6-0	45/7.5	9-14	.643	0-0	.000	2-6	.333	6	12	18	3.0	8	0	0	2	0	2	20	3.3

12

NOTES

- Scored career-best 12 points in win over ULM
- Second consecutive game in double figures with 10 points against South Dakota
- Bettered career-best with 13 points in 14 minutes against Navy



BRIUNNA FREEMAN
G | SO | 5-9 | PELHAM, GA.

16-17 HIGHS

Points	13 vs. Navy, 11-26-16
FGM	5 vs. Navy, 11-26-16*
FGA	7 vs. ULM, 11-13-16
3PM	0
3PA	0
FTM	3 vs. Navy, 11-26-16
FTA	4 vs. Navy, 11-26-16
OREB	3 vs. ULM, 11-13-16
DREB	3 vs. Navy, 11-26-16
REB	4 vs. Navy, 11-26-16*
AST	1 vs. ULM, 11-13-16
BLK	1 vs. Navy, 11-26-16
STL	5 vs. South Dakota, 11-17-16
MIN	24 vs. ULM, 11-13-16

CAREER HIGHS

Points	13 vs. Navy, 11-26-16
FGM	5 vs. Navy, 11-26-16*
FGA	9, at Butler, 12-13-15
3PM	0
3PA	0
FTM	3 vs. Navy, 11-26-16*
FTA	4 vs. Navy, 11-26-16*
OREB	4, at Butler, 12-13-15
DREB	4, at Butler, 12-13-15
REB	8, at Butler, 12-13-15
AST	2, MVSU, 12-28-15*
BLK	1 vs. Navy, 11-26-16*
STL	5 vs. Navy, 11-26-16
MIN	29, at Butler, 12-13-15

*Most Recent

16-17 GAME BY GAME

Opponent	Date	gs	min	Total		3-Pointers		Free throws		Rebounds				pf	a	t/o	blk	stl	pts	avg	
				fg-fga	pct	3fg-fga	pct	ft-fa	pct	off	def	tot	avg								
SAM HOUSTON STATE	11/11/16		9	2-3	.667	0-0	.000	2-2	1.000	2	1	3	3.0	2	0	0	0	1	6	6.0	
LA-MONROE	11/13/16		22	5-7	.714	0-0	.000	2-2	1.000	3	1	4	3.5	3	1	1	0	1	12	9.0	
SOUTH DAKOTA	11/17/16		24	4-7	.571	0-0	.000	2-4	.500	0	1	1	2.7	2	0	2	0	5	10	9.3	
STETSON	11/21/16		dnp	-	-	-	-	-	-	-	-	-	-	-	-	-	-	-	-	-	
vs Memphis	11/25/16		dnp	-	-	-	-	-	-	-	-	-	-	-	-	-	-	-	-	-	
vs NAVY	11/26/16		14	5-5	1.000	0-0	.000	3-4	.750	1	3	4	3.0	1	0	2	1	1	13	10.3	
at Tulsa	11/30/16		3	0-1	.000	0-0	.000	0-2	.000	1	0	1	2.6	0	0	1	0	0	0	8.2	
Totals			0	72	16-23	.696	0-0	.000	9-14	.643	7	6	13	2.6	8	1	6	1	8	41	8.2

Games played: 5
Minutes/game: 14.4
Points/game: 8.2
FG Pct: 69.6
FT Pct: 64.3

Rebounds/game: 2.6
Assists/game: 0.2
Turnovers/game: 1.2
Assist/turnover ratio: 0.2
Steals/game: 1.6
Blocks/game: 0.2

MISCELLANEOUS

	2016-17	Career
10+ Pts	3	3
15+ Pts	-	-
20+ Pts	-	-
10+ Rebs	-	-
15+ Rebs	-	-
Double-Double	-	-
5+ Ast	-	-
Led AR in Pts	1	1
Led AR in Reb	-	2
GP/GS	5/0	34/3

HONORS

- Arkansas Academic Honor Roll (3.0-3.49 GPA) (Spring 2016)

FREEMAN'S CAREER STATISTICS

Season	gp-gs	min/avg	Total		3-Point		F-Throws		Rebounds				Scoring							
			fg-fga	pct	fg-fga	pct	ft-fa	pct	off	def	tot	avg	pf	fo	ast	to	blk	stl	pts	avg
2015-16	29-3	273/9.4	21-70	.300	0-0	.000	5-15	.333	32	28	60	2.1	46	1	13	21	2	13	47	1.6
2016-17	5-0	72/14.4	16-23	.696	0-0	.000	9-14	.643	7	6	13	2.6	8	0	1	6	1	8	41	8.2
TOTAL	34-3	345/10.1	37-93	.398	0-0	.000	14-29	.483	39	34	73	2.1	54	1	14	27	3	21	88	2.6

14

16-17 HIGHS

Points	11 vs. Stetson, 11-21-16
FGM	5 vs. Stetson, 11-21-16
FGA	10 vs. Stetson, 11-21-16
3PM	2 vs. S Dakota, 11-17-16
3PA	3 vs. S Dakota, 11-17-16
FTM	2 vs. S Dakota, 11-17-16
FTA	2 vs. Texas Tech, 12-3-16*
OREB	4 vs. Texas Tech, 12-3-16
DREB	5 vs. Texas Tech, 12-3-16*
REB	9 vs. Texas Tech, 12-3-16
AST	5 vs. Butler, 12-7-16*
BLK	0
STL	3
MIN	36 vs. SHSU, 11-11-16

* Most Recent

CAREER HIGHS

Points	11 vs. Stetson, 11-21-16
FGM	5 vs. Stetson, 11-21-16
FGA	10 vs. Stetson, 11-21-16
3PM	2 vs. S Dakota, 11-17-16
3PA	3 vs. S Dakota, 11-17-16
FTM	2 vs. S Dakota, 11-17-16
FTA	2 vs. Texas Tech, 12-3-16*
OREB	4 vs. Texas Tech, 12-3-16
DREB	5 vs. Texas Tech, 12-3-16*
REB	9 vs. Texas Tech, 12-3-16
AST	5 vs. Butler, 12-7-16*
BLK	0
STL	3
MIN	36 vs. SHSU, 11-11-16

* Most Recent

MISCELLANEOUS

	2016-17	Career
10+ Pts	2	2
15+ Pts	-	-
20+ Pts	-	-
10+ Rebs	-	-
15+ Rebs	-	-
Double-Double	-	-
5+ Ast	3	3
Led AR in Pts	-	-
Led AR in Reb	-	-
GP/GS	9/9	9/9

HONORS

- SEC Freshman of the Week (Nov. 29)

NOTES

- Member of the SEC Women's Basketball Leadership Council
- Played and started all games as a true freshman
- Scored a career-best 10 points in come-from-behind win over 2016 WNIT Champion South Dakota
- Bettered her career-best with 11 points versus Stetson for back-to-back games in double digits
- **SEC Freshman of the Week** honors Nov. 29 recording 18 points, nine rebounds and seven assists in two games



JAILYN MASON
PG | FR | 5-9 | MASON, OHIO

16-17 GAME BY GAME

Opponent	Date	gs	min	Total		3-Pointers		Free throws		Rebounds				pf	a	t/o	blk	stl	pts	avg
				fg-fga	pct	3fg-fga	pct	ft-fga	pct	off	def	tot	avg							
SAM HOUSTON STATE	11/11/16	*	36	2-9	.222	1-2	.500	0-0	.000	0	4	4	4.0	1	5	2	0	3	5	5.0
LA-MONROE	11/13/16	*	18	2-4	.500	0-1	.000	0-0	.000	0	0	0	2.0	4	2	1	0	0	4	4.5
SOUTH DAKOTA	11/17/16	*	30	3-7	.429	2-3	.667	2-2	1.000	0	2	2	2.0	1	2	0	0	1	10	6.3
STETSON	11/21/16	*	31	5-10	.500	1-1	1.000	0-1	.000	1	5	6	3.0	1	2	0	0	0	11	7.5
vs Memphis	11/25/16	*	25	4-7	.571	1-1	1.000	0-0	.000	1	3	4	3.2	3	2	3	0	0	9	7.8
vs NAVY	11/26/16	*	28	4-7	.571	1-2	.500	0-0	.000	0	5	5	3.5	4	5	1	0	0	9	8.0
at Tulsa	11/30/16	*	26	4-8	.500	0-0	.000	0-0	.000	1	5	6	3.9	3	2	2	0	0	8	8.0
TEXAS TECH	12/03/16	*	31	4-8	.500	0-0	.000	1-2	.500	4	5	9	4.5	1	3	1	0	0	9	8.1
BUTLER	12/07/16	*	34	0-4	.000	0-0	.000	0-0	.000	2	4	6	4.7	0	5	3	0	1	0	7.2
Totals		9	259	28-64	.438	6-10	.600	3-5	.600	9	33	42	4.7	18	28	13	0	5	65	7.2

Games played: 9
Minutes/game: 28.8
Points/game: 7.2
FG Pct: 43.8
3FG Pct: 60.0
FT Pct: 60.0

Rebounds/game: 4.7
Assists/game: 3.1
Turnovers/game: 1.4
Assist/turnover ratio: 2.2
Steals/game: 0.6

MASON'S CAREER STATISTICS

Season	gp-gs	min/avg	Total		3-Point		F-Throws		Rebounds				Scoring							
			fg-fga	pct	fg-fga	pct	ft-fga	pct	off	def	tot	avg	pf	fo	ast	to	blk	stl	pts	avg
2016-17	9-9	259/28.8	28-64	.438	6-10	.600	3-5	.600	9	33	42	4.7	18	0	28	13	0	5	65	7.2
TOTAL	9-9	259/28.8	28-64	.438	6-10	.600	3-5	.600	9	33	42	4.7	18	0	28	13	0	5	65	7.2

20

NOTES

- Played limited minutes in all games



SYDNEY STOUT
F | FR | 6-0 | BIXBY, OKLA.

16-17 HIGHS

Points	0
FGM	1 vs. Memphis, 11-25-16
FGA	2 vs. ULM, 11-13-16
3PM	1 vs. Memphis, 11-25-16
3PA	2 vs. ULM, 11-13-16
FTM	0
FTA	0
OREB	0
DREB	1 vs. Memphis, 11-25-16
REB	1 vs. Memphis, 11-25-16
AST	0
BLK	1 vs. ULM, 11-13-16
STL	0
MIN	6 vs. ULM, 11-13-16

* Most Recent

CAREER HIGHS

Points	0
FGM	1 vs. Memphis, 11-25-16
FGA	2 vs. ULM, 11-13-16
3PM	1 vs. Memphis, 11-25-16
3PA	2 vs. ULM, 11-13-16
FTM	0
FTA	0
OREB	0
DREB	1 vs. Memphis, 11-25-16
REB	1 vs. Memphis, 11-25-16
AST	0
BLK	1 vs. ULM, 11-13-16
STL	0
MIN	6 vs. ULM, 11-13-16

* Most Recent

MISCELLANEOUS

	2016-17	Career
10+ Pts	-	-
15+ Pts	-	-
20+ Pts	-	-
10+ Rebs	-	-
15+ Rebs	-	-
Double-Double	-	-
5+ Ast	-	-
Led AR in Pts	-	-
Led AR in Reb	-	-
GP/GS	3/-	3/-

HONORS

- TBA

16-17 GAME BY GAME

Opponent	Date	gs	min	Total		3-Pointers		Free throws		Rebounds				pf	a	t/o	blk	stl	pts	avg	
				fg-fga	pct	3fg-fga	pct	ft-fa	pct	off	def	tot	avg								
SAM HOUSTON STATE	11/11/16		3	0-0	.000	0-0	.000	0-0	.000	0	0	0	0.0	0	0	0	0	0	0	0.0	
LA-MONROE	11/13/16		6	0-2	.000	0-2	.000	0-0	.000	0	0	0	0.0	1	0	0	1	0	0	0.0	
SOUTH DAKOTA	11/17/16		dnp	-	-	-	-	-	-	-	-	-	-	-	-	-	-	-	-	-	
STETSON	11/21/16		dnp	-	-	-	-	-	-	-	-	-	-	-	-	-	-	-	-	-	
vs Memphis	11/25/16		4	1-1	1.000	1-1	1.000	0-0	.000	0	1	1	0.3	2	0	0	0	0	3	1.0	
vs NAVY	11/26/16		dnp	-	-	-	-	-	-	-	-	-	-	-	-	-	-	-	-	-	
at Tulsa	11/30/16		dnp	-	-	-	-	-	-	-	-	-	-	-	-	-	-	-	-	-	
TEXAS TECH	12/03/16		dnp	-	-	-	-	-	-	-	-	-	-	-	-	-	-	-	-	-	
BUTLER	12/07/16		dnp	-	-	-	-	-	-	-	-	-	-	-	-	-	-	-	-	-	
Totals			0	13	1-3	.333	1-3	.333	0-0	.000	0	1	1	0.3	3	0	0	1	0	3	1.0

Games played: 3
Minutes/game: 4.3
Points/game: 1.0
FG Pct: 33.3
3FG Pct: 33.3

Rebounds/game: 0.3
Blocks/game: 0.3

STOUT'S CAREER STATISTICS

Season	gp-gs	min/avg	Total		3-Point		F-Throws		Rebounds				Scoring							
			fg-fga	pct	fg-fga	pct	ft-fa	pct	off	def	tot	avg	pf	fo	ast	to	blk	stl	pts	avg
2016-17	3-0	13/4.3	1-3	.333	1-3	.333	0-0	.000	0	1	1	0.3	3	0	0	0	1	0	3	1.0
TOTAL	3-0	13/4.3	1-3	.333	1-3	.333	0-0	.000	0	1	1	0.3	3	0	0	0	1	0	3	1.0

21

NOTES

- Missed first game with a family emergency
- Played season high 21 minutes against Butler
- Scored season-best 13 points against Butler



DEVIN COSPER
G | SR | 5-10 | COFFEYVILLE, KAN.

16-17 HIGHS

Points	13 vs. Butler, 12-7-16
FGM	5 vs. Butler, 12-7-16
FGA	9 vs. Butler, 12-7-16
3PM	1 vs. Butler, 12-7-16
3PA	2 vs. Memphis, 11-25-16*
FTM	2 vs. Butler, 12-7-16*
FTA	4 vs. Butler, 12-7-16
OREB	1 at Tulsa, 11-30-16
DREB	5 vs. Texas Tech, 12-3-16
REB	5 vs. Texas Tech, 12-3-16
AST	5 vs. ULM, 11-13-16
BLK	1 vs. ULM, 11-13-16
STL	4 vs. ULM, 11-13-16
MIN	21 vs. Butler, 12-7-16

CAREER HIGHS

Points	17, No. 23 Tenn., 2-4-16*
	17, at Auburn, 1-24-16 OT
FGM	7, MVSU, 12-28-15
FGA	17, at Butler, 12-13-15
	19, at Auburn, 1-24-16 OT
3PM	3, #5/6 Texas, 12-20-15
3PA	9, at Butler, 12-13-15
	9, at Auburn, 1-24-16 OT*
FTM	7, New Orleans, 12-30-15
FTA	8, New Orleans, 12-30-15
OREB	2, MVSU, 12-28-15*
DREB	5 vs. Texas Tech, 12-3-16*
	8, at Auburn, 1-24-16 OT
REB	6, ORU, 12-10-15
	9, at Auburn, 1-24-16 OT
AST	5, vs. Vanderbilt, 2-8-16
BLK	3, MVSU, 12-28-15
STL	3, at Georgia, 2-26-16*
MIN	37, at Butler, 12-13-15
	42, at Auburn, 1-24-16 OT

*Most Recent

16-17 GAME BY GAME

Opponent	Date	gs	min	Total		3-Pointers		Free throws		Rebounds				pf	a	t/o	blk	stl	pts	avg
				fg-fga	pct	3fg-fga	pct	ft-fa	pct	off	def	tot	avg							
SAM HOUSTON STATE	11/11/16	dnp	-	-	-	-	-	-	-	-	-	-	-	-	-	-	-	-	-	-
LA-MONROE	11/13/16	18	2-5	.400	0-2	.000	2-2	1.000	0	1	1	1.0	0	5	0	1	4	6	6.0	
SOUTH DAKOTA	11/17/16	6	0-1	.000	0-0	.000	0-0	.000	0	2	2	1.5	0	0	0	0	0	0	3.0	
STETSON	11/21/16	9	0-2	.000	0-2	.000	0-0	.000	0	0	0	1.0	0	1	0	0	0	0	2.0	
vs Memphis	11/25/16	17	4-7	.571	0-3	.000	0-0	.000	0	2	2	1.3	4	2	1	0	0	8	3.5	
vs NAVY	11/26/16	15	1-4	.250	0-2	.000	0-0	.000	0	2	2	1.4	0	3	0	0	2	2	3.2	
at Tulsa	11/30/16	9	0-3	.000	0-1	.000	1-2	.500	1	1	2	1.5	1	0	1	0	0	1	2.8	
TEXAS TECH	12/03/16	11	1-4	.250	0-1	.000	0-0	.000	0	5	5	2.0	0	4	0	0	0	2	2.7	
BUTLER	12/07/16	21	5-9	.556	1-1	1.000	2-4	.500	0	2	2	2.0	0	0	3	0	2	13	4.0	
Totals		0	106	13-35	.371	1-12	.083	5-8	.625	1	15	16	2.0	5	15	5	1	8	32	4.0

Games played: 8
Minutes/game: 13.3
Points/game: 4.0
FG Pct: 37.1
3FG Pct: 8.3
FT Pct: 62.5

Rebounds/game: 2.0
Assists/game: 1.9
Turnovers/game: 0.6
Assist/turnover ratio: 3.0
Steals/game: 1.0
Blocks/game: 0.1

MISCELLANEOUS

	2016-17	Career
10+ Pts	1	16
15+ Pts	-	5
20+ Pts	-	1
10+ Rebs	-	-
15+ Rebs	-	-
Double-Double	-	-
5+ Ast	1	2
Led AR in Pts	-	2
Led AR in Reb	-	-
GP/GS	8/0	38/25

HONORS

- SEC First-Year Academic Honor Roll ('16)
- Arkansas Academic Honor Roll (3.0-3.49 GPA) (Fall 2015, Spring 2016)

COSPER'S CAREER STATISTICS

Season	gp-gs	min/avg	Total		3-Point		F-Throws		Rebounds				Scoring							
			fg-fga	pct	fg-fga	pct	ft-fa	pct	off	def	tot	avg	pf	fo	ast	to	blk	stl	pts	avg
2015-16	30-25	792/26.4	97-293	.331	25-104	.240	50-72	.694	16	83	99	3.3	57	0	42	74	5	34	269	9.0
2016-17	8-0	106/13.3	13-35	.371	1-12	.083	5-8	.625	1	15	16	2.0	5	0	15	5	1	8	32	4.0
TOTAL	38-25	898/23.6	110-328	.335	26-116	.224	55-80	.688	17	98	115	3.0	62	0	57	79	6	42	301	7.9

22

NOTES

- Played and started all games this season
- Nine points against Sam Houston State is a career best
- Improved her career-best with 11 points on 4-for-6 shooting at Tulsa



BAILEY ZIMMERMAN
G/F | SO | 6-0 | ST. VINCENT, ARK.

16-17 HIGHS

Points	11 vs. Tulsa, 11-30-16
FGM	4 vs. Tulsa, 11-30-16
FGA	6 vs. Tulsa, 11-30-16*
3PM	2 vs. Tulsa, 11-30-16*
3PA	5 vs. SHSU, 11-11-16
FTM	1 vs. Butler, 12-7-16*
FTA	4 vs. Butler, 12-7-16
OREB	2 vs. ULM, 11-13-16*
DREB	5 vs. Navy, 11-26-16*
REB	7 vs. Navy, 11-26-16*
AST	3 vs. Butler, 12-7-16*
BLK	1 vs. Texas Tech, 12-3-16
STL	2 vs. Memphis, 11-25-16
MIN	32 vs. SHSU, 11-11-16

* Most Recent

CAREER HIGHS

Points	11 vs. Tulsa, 11-30-16
FGM	4 vs. Tulsa, 11-30-16
FGA	9 at Butler, 12-13-15
3PM	2 vs. Tulsa, 11-30-16*
3PA	7, at Butler, 12-13-15
FTM	2 vs. South Dakota, 11-17-16*
FTA	4 vs. Butler, 12-7-16
OREB	3 at Butler, 12-13-15*
DREB	5 vs. Navy, 11-26-16*
REB	7 vs. Navy, 11-26-16*
AST	3 vs. Navy, 11-26-16*
BLK	3 vs. Butler, 12-7-16
STL	2 vs. Memphis, 11-25-16
MIN	32 vs. SHSU, 11-11-16

*Most Recent

MISCELLANEOUS

	2016-17	Career
10+ Pts	-	-
15+ Pts	-	-
20+ Pts	-	-
10+ Rebs	-	-
15+ Rebs	-	-
Double-Double	-	-
5+ Ast	-	-
Led AR in Pts	-	-
Led AR in Reb	-	-
GP/GS	9/9	29/10

HONORS

- Arkansas Athletic Director's List (3.5-3.99 GPA) (Fall 2015)

16-17 GAME BY GAME

Opponent	Date	gs	min	Total		3-Pointers		Free throws		Rebounds				pts		avg				
				fg-fga	pct	3fg-fga	pct	ft-fa	pct	off	def	tot	avg	pf	a		t/o	blk	stl	
SAM HOUSTON STATE	11/11/16	*	32	3-6	.500	2-5	.400	1-2	.500	2	3	5	5.0	1	3	1	0	1	9	9.0
LA-MONROE	11/13/16	*	18	1-7	.143	0-3	.000	1-2	.500	2	5	7	6.0	0	2	0	0	1	3	6.0
SOUTH DAKOTA	11/17/16	*	15	2-4	.500	2-3	.667	1-2	.500	2	2	4	5.3	3	1	0	0	0	7	6.3
STETSON	11/21/16	*	24	2-4	.500	1-3	.333	0-0	.000	0	4	4	5.0	1	1	2	0	0	5	6.0
vs Memphis	11/25/16	*	22	1-4	.250	1-4	.250	0-0	.000	0	3	3	4.6	2	2	2	0	2	3	5.4
vs NAVY	11/26/16	*	13	0-1	.000	0-1	.000	0-0	.000	1	6	7	5.0	2	3	1	0	1	0	4.5
at Tulsa	11/30/16	*	30	4-6	.667	2-3	.667	1-1	1.000	1	3	4	4.9	1	0	2	0	1	11	5.4
TEXAS TECH	12/03/16	*	24	2-6	.333	1-3	.333	0-0	.000	1	3	4	4.8	2	0	1	1	0	5	5.4
BUTLER	12/07/16	*	25	1-4	.250	1-3	.333	1-4	.250	1	2	3	4.6	3	3	1	0	1	4	5.2
Totals			9	203	16-42	.381	10-28	.357	5-11	.455	10	31	41	4.6	15	10	1	7	47	5.2

Games played: 9
Minutes/game: 22.6
Points/game: 5.2
FG Pct: 38.1
3FG Pct: 35.7
FT Pct: 45.5

Rebounds/game: 4.6
Assists/game: 1.7
Turnovers/game: 1.1
Assist/turnover ratio: 1.5
Steals/game: 0.8
Blocks/game: 0.1


ZIMMERMAN'S CAREER STATISTICS

Season	gp-gs	min/avg	Total		3-Point		F-Throws		Rebounds				Scoring							
			fg-fga	pct	fg-fga	pct	ft-fa	pct	off	def	tot	avg	pf	fo	ast	to	blk	stl	pts	avg
2015-16	20-1	174/8.7	6-48	.125	4-33	.121	7-12	.583	12	9	21	1.1	9	0	4	15	2	4	23	1.2
2016-17	9-9	203/22.6	16-42	.381	10-28	.357	5-11	.455	10	31	41	4.6	15	0	15	10	1	7	47	5.2
TOTAL	29-10	377/13.0	22-90	.244	14-61	.230	12-23	.522	22	40	62	2.1	24	0	19	25	3	11	70	2.4

35

NOTES

- Four games with double digit points
- First double double of the season with 10 points and 11 rebounds against Memphis
- Selected to the Nugget Classic All-Tournament Team
- Two games with four blocks (SHSU, Tulsa)
- Career-best four assists against Butler



ALECIA COOLEY
C | SR | 6-4 | EVANSTON, ILL.

16-17 HIGHS

Points	13 vs. ULM, 11-13-16
FGM	5 vs. South Dakota, 11-17-16
FGA	8 vs. South Dakota, 11-17-16*
3PM	0
3PA	0
FTM	7 vs. ULM, 11-13-16
FTA	12 vs. ULM, 11-13-16
OREB	3 vs. Texas Tech, 12-3-16*
DREB	8 vs. Memphis, 11-25-16
REB	10 vs. Memphis, 11-25-16
AST	34 vs. Butler, 12-7-16
BLK	4 vs. Tulsa, 11-30-16*
STL	1 vs. Texas Tech, 12-3-16*
MIN	31 vs. Texas Tech, 12-3-16*

*Most Recent

CAREER HIGHS

Points	19, ORU, 12-10-15
FGM	8, ORU, 12-10-15
FGA	10, ORU, 12-10-15
	10, vs. Florida, 1-28-16 OT
FTM	7 vs. ULM, 11-13-16
FTA	12 vs. ULM, 11-13-16
OREB	7, #24 Missouri, 1-17-16
DREB	8 vs. Memphis, 11-25-16
REB	10 vs. Memphis, 11-25-16*
	10, vs. Florida, 1-28-16 OT
AST	4 vs. Butler, 12-7-16
BLK	4 at Tulsa, 11-30-16*
STL	1 vs. Texas Tech, 12-3-16*
	2, at Auburn, 1-24-16 OT
MIN	33, ORU, 12-10-15
	39, at Auburn, 1-24-16 OT

*Most Recent

MISCELLANEOUS

	2016-17	Career
10+ Pts	4	11
15+ Pts	-	2
20+ Pts	-	-
10+ Rebs	1	5
15+ Rebs	-	-
Double-Double	1	4
5+ Ast	-	-
Led AR in Pts	1	4
Led AR in Reb	3	8
GP/GS	8/8	38/36

HONORS

- Arkansas Academic Honor Roll (3.0-3.49 GPA) (Spring 2016)
- Nugget Classic All-Tournament Team

16-17 GAME BY GAME

Opponent	Date	gs	min	Total		3-Pointers		Free throws		Rebounds				pf	a	t/o	blk	stl	pts	avg
				fg-fga	pct	3fg-fga	pct	ft-fga	pct	off	def	tot	avg							
SAM HOUSTON STATE	11/11/16	*	26	4-8	.500	0-0	.000	4-6	.667	2	3	5	5.0	0	0	2	4	1	12	12.0
LA-MONROE	11/13/16	*	18	3-5	.600	0-0	.000	7-12	.583	1	5	6	5.5	1	2	1	1	0	13	12.5
SOUTH DAKOTA	11/17/16	*	31	5-8	.625	0-0	.000	2-2	1.000	1	2	3	4.7	3	1	2	1	0	12	12.3
STETSON	11/21/16	*	24	1-3	.333	0-0	.000	5-6	.833	3	6	9	5.8	3	3	4	0	1	7	11.0
vs Memphis	11/25/16	*	26	4-6	.667	0-0	.000	2-2	1.000	3	8	11	6.8	1	2	2	0	0	10	10.8
vs NAVY	11/26/16	*	18	2-4	.500	0-0	.000	0-0	.000	3	4	7	6.8	0	1	4	0	1	4	9.7
at Tulsa	11/30/16	*	24	1-6	.167	0-0	.000	2-2	1.000	1	5	6	6.7	0	0	4	0	4	8.9	
TEXAS TECH	12/03/16	*	31	3-11	.273	0-0	.000	0-0	.000	3	4	7	6.8	2	0	3	1	1	6	8.5
BUTLER	12/07/16	*	16	2-3	.667	0-0	.000	0-0	.000	1	3	4	6.4	1	4	1	1	0	4	8.0
Totals		9	214	25-54	.463	0-0	.000	22-30	.733	18	40	58	6.4	11	13	19	12	4	72	8.0

Games played: 9
Minutes/game: 23.8
Points/game: 8.0
FG Pct: 46.3
FT Pct: 73.3

Rebounds/game: 6.4
Assists/game: 1.4
Turnovers/game: 2.1
Assist/turnover ratio: 0.7
Steals/game: 0.4
Blocks/game: 1.3


COOLEY'S CAREER STATISTICS

Season	gp-gs	min/avg	Total		3-Point		F-Throws		Rebounds				Scoring							
			fg-fga	pct	fg-fga	pct	ft-fga	pct	off	def	tot	avg	pf	fo	ast	to	blk	stl	pts	avg
2015-16	30-28	699/23.3	74-148	.500	0-0	.000	48-63	.762	50	95	145	4.8	49	2	16	34	11	11	196	6.5
2016-17	9-9	214/23.8	25-54	.463	0-0	.000	22-30	.733	18	40	58	6.4	11	0	13	19	12	4	72	8.0
TOTAL	39-37	913/23.4	99-202	.490	0-0	.000	70-93	.753	68	135	203	5.2	60	2	29	53	23	15	268	6.9

42

NOTES

- TBA



YASMEEN RATLIFF
C | FR | 6-5 | ALPHARETTA, GA.

16-17 HIGHS

- Points
- FGM
- FGA
- 3PM
- 3PA
- FTM
- FTA
- OREB
- DREB
- REB
- AST
- BLK
- STL
- MIN

*Most Recent

CAREER HIGHS

- Points
- FGM
- FGA
- 3PM
- 3PA
- FTM
- FTA
- OREB
- DREB
- REB
- AST
- BLK
- STL
- MIN

*Most Recent

MISCELLANEOUS

	2016-17	Career
10+ Pts	-	-
15+ Pts	-	-
20+ Pts	-	-
10+ Rebs	-	-
15+ Rebs	-	-
Double-Double	-	-
5+ Ast	-	-
Led AR in Pts	-	-
Led AR in Reb	-	-
GP/GS	-	-

HONORS

- TBA

16-17 GAME BY GAME

RATLIFF'S CAREER STATISTICS



00

JESSICA JACKSON
6-3 | F | SR | Jacksonville, Ark.



2

AALIYAH WILSON
5-10 | G/F | FR | Muskogee, Okla.



3

MALICA MONK
5-5 | G | SO | N. Little Rock, Ark.



4

KEIRYN SWENSON
6-1 | G/F | SO | Wichita, Kan.



10

KIARA WILLIAMS
6-1 | F/C | FR | Little Rock, Ark.



12

BRIUNNA FREEMAN
5-9 | G | SO | Pelham, Ga.



14

JAILYN MASON
5-9 | PG | FR | Mason, Ohio




20

SYDNEY STOUT
6-0 | F | FR | Bixby, Okla.



21

DEVIN COSPER
5-10 | G | JR | Coffeyville, Kan.



22

BAILEY ZIMMERMAN
6-0 | G/F | SO | St. Vincent, Ark.



35

ALECIA COOLEY
6-4 | C | SR | Evanston, Ill.



42

YASMEEN RATLIFF
6-5 | C | FR | Alpharetta, Ga.



HC

JIMMY DYKES
Arkansas, 1985 | 3rd Season



AC

TARI CUMMINGS
Oklahoma State, 2003 | 6th Season



AC

TOMMY DEFFENBAUGH
Drury College, 1985 | 2nd Season



AC

CHENEL HARRIS
Kent State, 2010 | 1st Season